



Quality Driven Performance

PREMIUM DRIVE SHAFTS



**CATALOGUE
2023**

BRAZIL

www.gsplatina.com

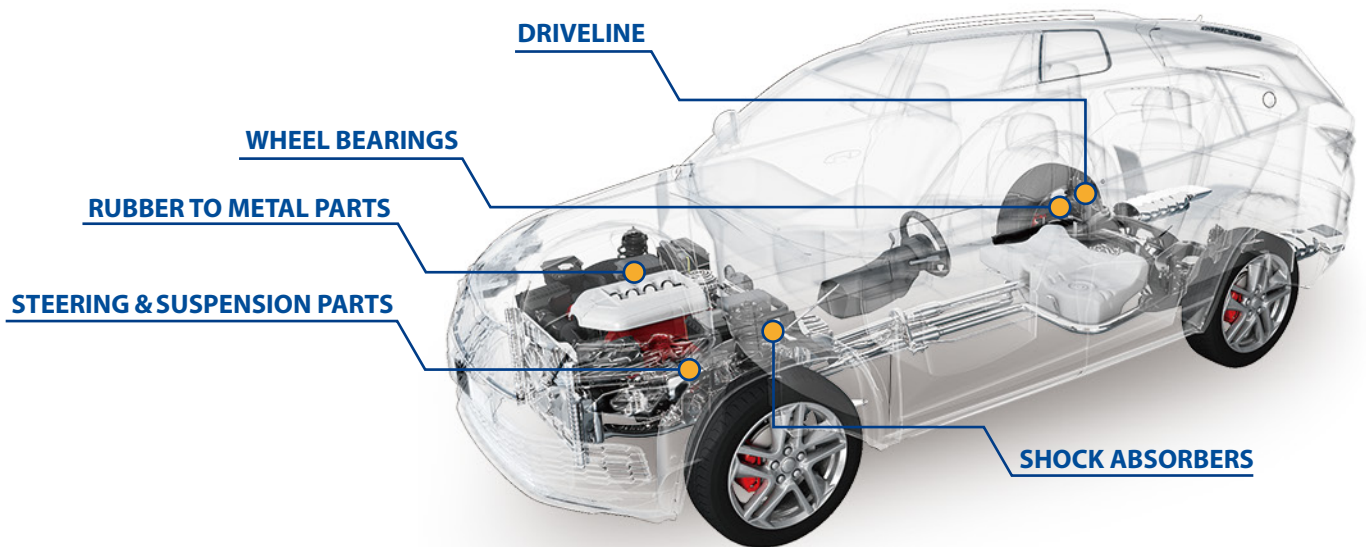
GSP AUTOMOTIVE GROUP



GSP Automotive Group is a leading manufacturer for automotive parts for the worldwide aftermarket. Since 1985, GSP continues to produce constant velocity joints, drive shafts, hub assemblies, rubber-to-metal parts as well as steering & suspension parts.

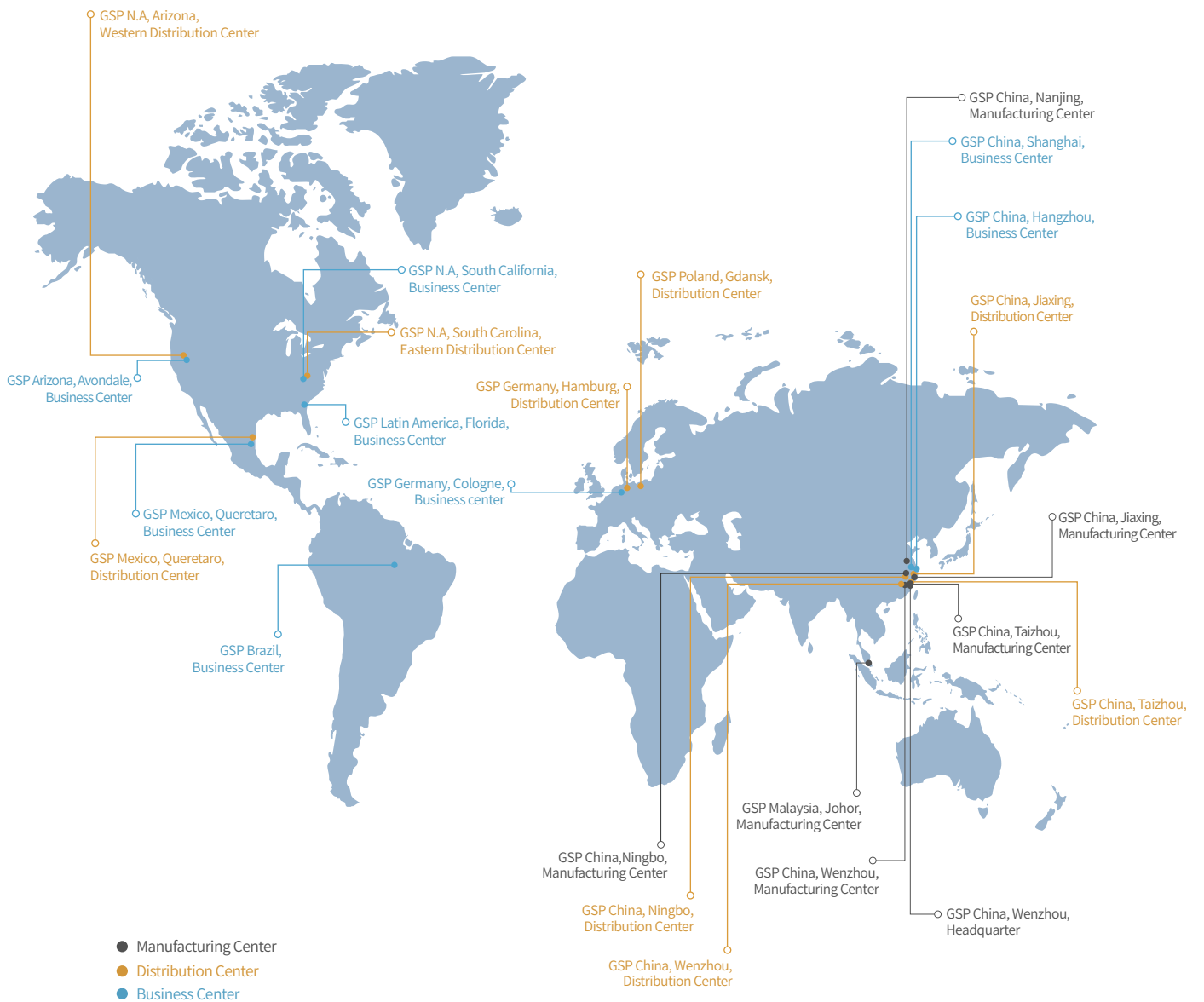
The GSP team supports over 120 countries and counting. With our diverse range of native professionals, we bring customer care and expertise to each market.

WIDE RANGE PRODUCTS



- Models covered over 95% of the worldwide automotive market
- One-stop solution for the automotive aftermarket
- Small batch sourcing with a variety of categories

WORLDWIDE LOCATION



PREMIUM QUALITY



GSP has been certified by ISO 14001, ISO 45001 and IATF 16949, etc. With the strict screening and monitoring of the raw material, GSP is carrying out quality control on the whole product production process.

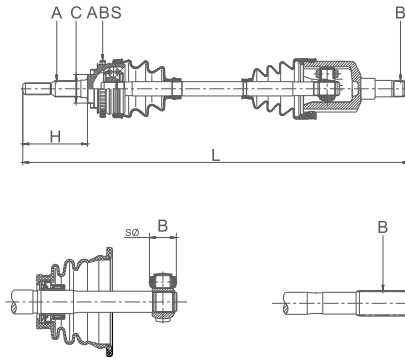
CUSTOMER SERVICES



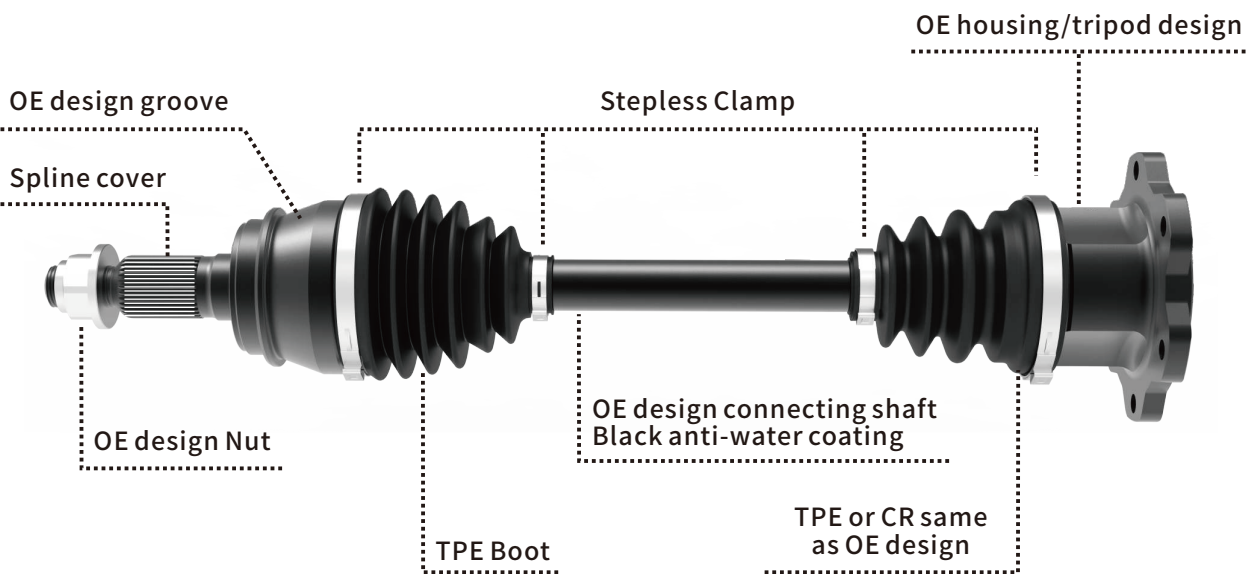
Worldwide customer services teams support nine majority languages and provide localized service to customers.

Trackable data from raw material sourcing to sales that offered consistently services to each customer.

Drive Shafts



A: External Teeth, wheel side
 B: External Teeth, diff. side/
 Tripod roller Diameter
 C: Seal Diameter [mm]
 H: Bell pin length(wheel side)
 L: Length
 ABS: Number of teeth on ABS ring







GSP Advantages:




1. 100% in-line with OE specifications for perfect installation and maximum performance, even under extreme working conditions.
2. TPE boots can prevent the deformation, wear, swelling and leakage.
3. High-performance grease provides better wear-resistance and rejection of heat.
4. OE-spec clamps to optimally tighten TPE or CR boot with 100% sealing and zero leakage.
5. All necessary service parts like nuts and bolts are included in the box.
6. Additional features like spline cover and seal protector to avoid damages during transport.




GENERAL INDEX





Vehicle Index	page.I-I
Application	page.001-010
Cross Reference List	page.011-011




MAKE-MODEL	PAGE	MAKE-MODEL	PAGE	MAKE-MODEL	PAGE
AUDI		BMW			
A3	1	X6 M	5		
A3 Cabrio	1	X6 xDrive 35i	5		
A3 Sportback	1	X6 xDrive 50i	6		
A3 Sportback Quattro	1	FORD ASIA & OCEANIA			
A4 Quattro	1	Ranger	6		
A5 Cabrio Quattro	1	FORD USA			
A5 Quattro	1	Ranger	6		
A5 Sportback Quattro	1	LAND ROVER			
A6 Allroad Quattro	1	Discovery	6		
A6 Quattro	1	Discovery Sport	6		
A7 Sportback Quattro	1	Range Rover Evoque	6		
A8 Quattro	1	Range Rover Sport	6		
Q3	1	MERCEDES-BENZ			
Q3 Quattro	2	A200	6		
Q5 Quattro	2	A250	6		
Q7 Quattro	2	B200	6		
Q8 Quattro	2	C180	6		
RS3 Quattro	2	C200	6		
RS3 Sportback Quattro	2	C43 AMG	7		
RS6 Quattro	2	CLA180	7		
RS7 Sportback Quattro	2	CLA200	7		
RSQ3 Quattro	2	CLA250	7		
S3 Quattro	2	GLC250	7		
S3 Sportback Quattro	2	GLC300	7		
S7 Sportback Quattro	2	GLC43 AMG	7		
S8 Plus Quattro	2	ML320	7		
SQ5 Quattro	3	ML350	7		
TT	3	ML500	7		
TT Quattro	3	ML63 AMG	7		
TTRS Quattro	3	MINI			
TTS Quattro	3	Mini Clubman	7		
		Mini Cooper	7		
		Mini Countryman	7		
		Mini One	7		
		MITSUBISHI			
		Pajero Sport	7		
		NISSAN			
		Navara	7		
		Pathfinder	8		
		PORSCHE			
		Cayenne	8		
		Macan	8		
		SUZUKI			
		SX4 S-Cross	8		
		TOYOTA			
		FJ Cruiser	8		
		Fortuner	8		
		Hilux	8		
		Land Cruiser Prado	8		
		VOLVO			
		XC60	8		
		XC90	9		
		VW			
		Amarok	9		
		Beetle	9		
		Bjalla	9		
		CC	9		
		Eos	9		
		Golf	9		
		Golf Estate/Variant	9		
		Jetta	9		
		Passat	9		
		Passat CC	10		
		Passat Estate/Variant	10		
		Tiguan	10		
		Touareg	10		
		Transporter	10		
116i	3				
118i	3				
120i	3				
125i	3				
218i Gran Coupe	3				
225i Active Tourer	3				
316i	3				
320i	3				
320i Gran Turismo	3				
320i xDrive	3				
328i	3				
328i xDrive	3				
420i Cabrio	4				
428i Cabrio	4				
428i Gran Coupe	4				
430i Cabrio	4				
430i Gran Coupe	4				
435i Coupe	4				
528i	4				
528i xDrive	4				
535i	4				
535i xDrive Gran Turismo	4				
550i	4				
650i xDrive Coupe	4				
750i xDrive	4				
X1 sDrive 20i	4				
X1 xDrive 25i	4				
X1 xDrive 28i	4				
X2 sDrive 20i	4				
X3 xDrive 20i	4				
X3 xDrive 28i	4				
X3 xDrive 35i	5				
X4 xDrive 28i	5				
X4 xDrive 35i	5				
X5	5				
X5 M	5				
X5 xDrive 30d	5				
X5 xDrive 30i	5				
X5 xDrive 35i	5				
X5 xDrive 48i	5				
X5 xDrive 50i	5				
X5 xDrive M50d	5				




	 YEAR	TRANSM.	F/R	L/R	BODY STYLE & DRIVE TYPE & ENGINE	REMARKS	GSP Ref.	 PRODUCT	 ABS	Technical Specifications					
										A	B	C	H	L	P
AUDI															
A3															
1.4 (90 kw)	2013.09-2016.08	6MT	F	L	Saloon FWD CXSA		261282OL	Drive Shaft		36	59.5	40	523		
	2013.09-2016.08	6MT	F	R	Saloon FWD CXSA		261283OL	Drive Shaft		36	59.5	40	815		
	2013.09-2016.08	6MT	F	R	Saloon FWD CXSA		261307OL	Drive Shaft		36	59.5	40	820		
	2013.09-2016.08	7DCT	F	L	Saloon FWD CXSA		261282OL	Drive Shaft		36	59.5	40	523		
	2013.09-2016.08	7DCT	F	R	Saloon FWD CXSA		261096OL	Drive Shaft		36	59.5	40	800		
	2013.09-2016.08	MT	F	L	Saloon FWD CXSA		203294OL	Drive Shaft		36	59.5	40	517		
1.6 (75 kw)	2003.06-2012.08	7AT	F	L	Hatchback FWD BGU/BSE/BSF/CCSA		203294OL	Drive Shaft		36	59.5	40	517		
	2003.06-2012.08	7AT	F	R	Hatchback FWD BGU/BSE/BSF/CCSA		261042OL	Drive Shaft		36	59.5	40	814		
	2003.06-2012.08	AT	F	R	Hatchback FWD BGU/BSE/BSF/CCSA		261094OL	Drive Shaft	26	36	59.5	40	884		
	2003.06-2012.08	MT	F	R	Hatchback FWD BGU/BSE/BSF/CCSA		261096OL	Drive Shaft		36	59.5	40	800		
1.8 (132 kw)	2012.04-2016.08	6MT	F	L	Hatchback FWD CJSA		261100OL	Drive Shaft		36	59.5	40.5	514		
	2013.05-2016.08	6MT	F	L	Saloon FWD CJSA/CJSB		261100OL	Drive Shaft		36	59.5	40.5	514		
2.0 (162 kw)	2015.08-2016.11	6AT	F	L	Saloon FWD CHHB		203380OL	Drive Shaft		36	59.5	40	487		
A3 Cabrio															
1.8 (132 kw)	2013.10-2016.07	6DCT	F	L	Cabriolet FWD CJSA/CJSB		203380OL	Drive Shaft		36	59.5	40	487		
	2013.10-2016.07	6MT	F	L	Cabriolet FWD CJSA/CJSB		261100OL	Drive Shaft		36	59.5	40.5	514		
2.0 (140 kw)	2016.05-2020.10	6MT	F	L	Cabriolet FWD CZPB/DKZA		203380OL	Drive Shaft		36	59.5	40	487		
A3 Sportback															
1.4 (90 kw)	2012.09-2016.08	6MT	F	L	Hatchback FWD CMBA/CXSA		261282OL	Drive Shaft		36	59.5	40	523		
	2012.09-2016.08	6MT	F	R	Hatchback FWD CMBA/CXSA		261283OL	Drive Shaft		36	59.5	40	815		
	2012.09-2016.08	6MT	F	R	Hatchback FWD CMBA/CXSA		261307OL	Drive Shaft		36	59.5	40	820		
	2012.09-2016.08	7DCT	F	L	Hatchback FWD CMBA/CXSA		261282OL	Drive Shaft		36	59.5	40	523		
	2012.09-2016.08	7DCT	F	R	Hatchback FWD CMBA/CXSA		261096OL	Drive Shaft		36	59.5	40	800		
	2012.09-2016.08	MT	F	L	Hatchback FWD CMBA/CXSA		203294OL	Drive Shaft		36	59.5	40	517		
1.6 (75 kw)	2004.09-2013.03	7AT	F	L	Hatchback FWD BGU/BSE/BSF/CCSA		203294OL	Drive Shaft		36	59.5	40	517		
	2004.09-2013.03	7AT	F	R	Hatchback FWD BGU/BSE/BSF/CCSA		261042OL	Drive Shaft		36	59.5	40	814		
	2004.09-2013.03	AT	F	R	Hatchback FWD BGU/BSE/BSF/CCSA		261094OL	Drive Shaft	26	36	59.5	40	884		
	2004.09-2013.03	MT	F	R	Hatchback FWD BGU/BSE/BSF/CCSA		261096OL	Drive Shaft		36	59.5	40	800		
2.0 (147 kw)	2004.09-2013.03	AT	F	R	Hatchback FWD AXK/BPY/BWA/CAWB/CBFA/CCZA		201653OL	Drive Shaft		36	59.5	40.5	785		
	2004.09-2013.03	AT/MT	F	L	Hatchback FWD AXK/BPY/BWA/CAWB/CBFA/CCZA		203295OL	Drive Shaft		36	59.5	40.5	486		
	2004.09-2013.03	AT/MT	F	L	Hatchback FWD AXK/BPY/BWA/CAWB/CBFA/CCZA	Date from:2010.01	261283OL	Drive Shaft		36	59.5	40	815		
	2004.09-2013.03	AT/MT/Semi-AT	F	L	Hatchback FWD AXK/BPY/BWA/CAWB/CBFA/CCZA		203380OL	Drive Shaft		36	59.5	40	487		
	2004.09-2013.03	MT	F	R	Hatchback FWD AXK/BPY/BWA/CAWB/CBFA/CCZA		261147OL	Drive Shaft		36	59.5	40.5	795		
A3 Sportback Quattro															
2.0 (147 kw)	2004.06-2013.03	6AT/6MT	F	L	Hatchback 4WD AXK/BPY/BWA/CAWB/CBFA/CCZA		203295OL	Drive Shaft		36	59.5	40.5	486		
	2004.06-2013.03	6AT/6MT	F	R	Hatchback 4WD AXK/BPY/BWA/CAWB/CBFA/CCZA		203266OL	Drive Shaft		36	59.5	40.5	601		
	2004.06-2013.03	MT/Semi-AT	F	L	Hatchback 4WD AXK/BPY/BWA/CAWB/CBFA/CCZA		203380OL	Drive Shaft		36	59.5	40	487		
A4 Quattro															
2.0 (185 kw)	2015.05-2019.11	7AT/6MT	F	L/R	Saloon 4WD CYMC/CYRB		202074OL	Drive Shaft		42	76.5	34	464		
A5 Cabrio Quattro															
2.0 (155 kw)	2009.03-2017.01	6AT/7AT	F	L/R	Cabriolet 4WD CAEB/CDNC/CPMA		203371OL	Drive Shaft		42	76.5	34	464		
A5 Quattro															
2.0 (155 kw)	2008.06-2017.01	6AT/7AT/8AT/6MT	F	L/R	Coupe 4WD CAEB/CDNC/CPMA		203371OL	Drive Shaft		42	76.5	34	464		
A5 Sportback Quattro															
2.0 (155 kw)	2009.09-2017.01	7AT/6MT	F	L/R	Hatchback 4WD CDNC		203371OL	Drive Shaft		42	76.5	34	464		
2.0 (165 kw)	2013.05-2016.05	7AT/6MT	F	L/R	Hatchback 4WD CNCD		203371OL	Drive Shaft		42	76.5	34	464		
2.0 (185 kw)	2016.09-	7AT/6MT	F	L/R	Hatchback 4WD CYMC/CYRB		202074OL	Drive Shaft		42	76.5	34	464		
A6 Allroad Quattro															
3.0 (245 kw)	2014.09-2018.09		F	L/R	Estate 4WD CREC		201530OL	Drive Shaft		42	76.5	34	496		
A6 Quattro															
3.0 (220 kw)	2010.11-2012.05	7AT	F	L/R	Saloon 4WD CGWB		201530OL	Drive Shaft		42	76.5	34	496		
	2011.05-2014.12	7AT	F	L/R	Estate 4WD CGWB		201530OL	Drive Shaft		42	76.5	34	496		
3.0 (245 kw)	2014.09-2018.09	7AT/8AT	F	L/R	Saloon 4WD CREC		201530OL	Drive Shaft		42	76.5	34	496		
A7 Sportback Quattro															
3.0 (245 kw)	2014.05-2018.05	AT	F	L/R	Hatchback 4WD CREC		201530OL	Drive Shaft		42	76.5	34	496		
A8 Quattro															
3.0 (228 kw)	2011.11-2018.01	8AT	F	L/R	Saloon 4WD CGWD/CREA		201530OL	Drive Shaft		42	76.5	34	496		
4.2 (273 kw)	2009.11-2012.06	8AT	F	L/R	Saloon 4WD CDRA		201530OL	Drive Shaft		42	76.5	34	496		
6.3 (368 kw)	2011.01-2018.01	8AT	F	L/R	Saloon 4WD CEJA/CTNA		201530OL	Drive Shaft		42	76.5	34	496		
Q3															
1.4 (110 kw)	2013.10-2018.10	6DCT	F	L	SUV FWD CHPB/CZDA/CZEA		203380OL	Drive Shaft		36	59.5	40	487		
	2013.10-2018.10	6DCT	F	R	SUV FWD CHPB/CZDA/CZEA		201653OL	Drive Shaft		36	59.5	40.5	785		
	2013.10-2018.10	6MT	F	L	SUV FWD CHPB/CZDA/CZEA		203295OL	Drive Shaft		36	59.5	40.5	486		
	2013.10-2018.10	6MT	F	L	SUV FWD CHPB/CZDA/CZEA		261296OL	Drive Shaft	40	36	59.5	40.5	501		
	2013.10-2018.10	6MT	F	R	SUV FWD CHPB/CZDA/CZEA		261147OL	Drive Shaft		36	59.5	40.5	795		




	 YEAR	TRANSM.	F/R	L/R	BODY STYLE & DRIVE TYPE & ENGINE	REMARKS	GSP Ref.		ABS	Technical Specifications						
										A	B	C	H	L	P	
AUDI Q3																
1.4 (110 kw)	2016.02-2018.10	6DCT	F	L	SUV FWD CWLA/CZDA		203295OL	Drive Shaft		36		59.5	40.5	486		
	2016.02-2018.10	6DCT	F	R	SUV FWD CWLA/CZDA		201653OL	Drive Shaft		36		59.5	40.5	785		
	2016.02-2018.10	6MT	F	L	SUV FWD CWLA/CZDA		261296OL	Drive Shaft		36	40	59.5	40.5	501		
	2016.02-2018.10	MT	F	R	SUV FWD CWLA/CZDA		261147OL	Drive Shaft		36		59.5	40.5	795		
Q3 Quattro																
2.0 (125 kw)	2011.06-2015.04	6MT	F	L	SUV 4WD CCZC		261296OL	Drive Shaft		36	40	59.5	40.5	501		
	2011.06-2015.04	6MT	F	R	SUV 4WD CCZC		203266OL	Drive Shaft		36		59.5	40.5	601		
	2011.06-2015.04	6MT	F	R	SUV 4WD CCZC		203269OL	Drive Shaft		36	40	59.5	40	596		
	2011.06-2015.04	7DCT	F	L	SUV 4WD CCZC		201265OL	Drive Shaft		36	37	59.5	40	558		
	2011.06-2015.04	7DCT	F	R	SUV 4WD CCZC		261347OL	Drive Shaft		36	40	59.5	40	593		
	2011.06-2015.04	MT	F	L	SUV 4WD CCZC		203295OL	Drive Shaft		36		59.5	40.5	486		
2.0 (132 kw)	2015.01-2018.12	6MT	F	L	SUV 4WD CULB		203295OL	Drive Shaft		36		59.5	40.5	486		
	2015.01-2018.12	6MT	F	R	SUV 4WD CULB		203266OL	Drive Shaft		36		59.5	40.5	601		
	2015.01-2018.12	7DCT	F	L	SUV 4WD CULB		201265OL	Drive Shaft		36	37	59.5	40	558		
	2015.01-2018.12	7DCT	F	R	SUV 4WD CULB		261347OL	Drive Shaft		36	40	59.5	40	593		
2.0 (155 kw)	2011.06-2015.04	7AT	F	L	SUV 4WD CPSA		201265OL	Drive Shaft		36	37	59.5	40	558		
	2011.06-2015.04	7AT	F	R	SUV 4WD CPSA		261347OL	Drive Shaft		36	40	59.5	40	593		
2.0 (162 kw)	2014.11-2018.10	7AT	F	L	SUV 4WD CULC		201265OL	Drive Shaft		36	37	59.5	40	558		
	2014.11-2018.10	7AT	F	R	SUV 4WD CULC		261347OL	Drive Shaft		36	40	59.5	40	593		
Q5 Quattro																
2.0 (155 kw)	2008.11-2012.09	7AT/8AT/6MT	F	L/R	SUV 4WD CAEB/CDNC		203316OL	Drive Shaft		42		76.5	34	494		
2.0 (165 kw)	2012.06-2016.05	8AT/6MT	F	L/R	SUV 4WD CNCD		202077OL	Drive Shaft		42		76.5	34	495		
3.0 (200 kw)	2012.06-2017.12	8AT	F	L/R	SUV 4WD CTUC/CTVA		201530OL	Drive Shaft		42		76.5	34	496		
3.2 (199 kw)	2008.11-2012.09	6AT/7AT	F	L/R	SUV 4WD CALB		201530OL	Drive Shaft		42		76.5	34	496		
Q7 Quattro																
3.0 (190 kw)	2015.06-2019.12	8AT	F	L/R	SUV 4WD CUEA		201531OL	Drive Shaft		42		76.5	34	502		
3.0 (200 kw)	2010.05-2015.08	8AT	F	L/R	SUV 4WD CJTC/CJWC		235085OL	Drive Shaft		30		64.4	103.5	526		
	2015.01-2019.12	8AT	F	L/R	SUV 4WD CRTC		201531OL	Drive Shaft		42		76.5	34	502		
3.0 (245 kw)	2010.05-2015.08	8AT	F	L/R	SUV 4WD CJTB/CJWB/CNAA/CTVA		235085OL	Drive Shaft		30		64.4	103.5	526		
	2015.01-2019.12	8AT	F	L/R	SUV 4WD CREC		201531OL	Drive Shaft		42		76.5	34	502		
3.6 (206 kw)	2006.08-2010.05	6AT/6MT	F	L/R	SUV 4WD BHK		235085OL	Drive Shaft		30		64.4	103.5	526		
4.2 (257 kw)	2006.03-2010.05	6AT	F	L/R	SUV 4WD BAR		235085OL	Drive Shaft		30		64.4	103.5	526		
Q8 Quattro																
3.0 (250 kw)	2018.02-	8AT	F	L/R	SUV 4WD DCBD		201531OL	Drive Shaft		42		76.5	34	502		
RS3 Quattro																
2.5 (294 kw)	2017.04-2020.10	7AT	F	L	Saloon 4WD DAZA/DNWA		201265OL	Drive Shaft		36	37	59.5	40	558		
	2017.04-2020.10	7AT	F	R	Saloon 4WD DAZA/DNWA		261347OL	Drive Shaft		36	40	59.5	40	593		
RS3 Sportback Quattro																
2.5 (250 kw)	2011.01-2012.12	7AT	F	L	Hatchback 4WD CEPA		201265OL	Drive Shaft		36	37	59.5	40	558		
	2011.01-2012.12	7AT	F	R	Hatchback 4WD CEPA		261347OL	Drive Shaft		36	40	59.5	40	593		
2.5 (270 kw)	2015.02-2016.08	7AT	F	L	Hatchback 4WD CZGB		201265OL	Drive Shaft		36	37	59.5	40	558		
	2015.02-2016.08	7AT	F	R	Hatchback 4WD CZGB		261347OL	Drive Shaft		36	40	59.5	40	593		
2.5 (294 kw)	2017.04-2020.10	7AT	F	L	Hatchback 4WD DAZA/DNWA		201265OL	Drive Shaft		36	37	59.5	40	558		
	2017.04-2020.10	7AT	F	R	Hatchback 4WD DAZA/DNWA		261347OL	Drive Shaft		36	40	59.5	40	593		
RS6 Quattro																
4.0 (412 kw)	2013.01-2018.09	8AT	F	L/R	Estate 4WD CRDB/CWUB		201530OL	Drive Shaft		42		76.5	34	496		
RS7 Sportback Quattro																
4.0 (412 kw)	2013.01-2018.05	AT	F	L/R	Hatchback 4WD CRDB/CWUB		201530OL	Drive Shaft		42		76.5	34	496		
RSQ3 Quattro																
2.5 (228 kw)	2013.05-2018.10	7AT	F	L	SUV 4WD CTSA		201265OL	Drive Shaft		36	37	59.5	40	558		
	2013.05-2018.10	7AT	F	R	SUV 4WD CTSA		261347OL	Drive Shaft		36	40	59.5	40	593		
2.5 (250 kw)	2013.05-2018.10	7AT	F	L	SUV 4WD CZGA		201265OL	Drive Shaft		36	37	59.5	40	558		
	2013.05-2018.10	7AT	F	R	SUV 4WD CZGA		261347OL	Drive Shaft		36	40	59.5	40	593		
S3 Quattro																
2.0 (210 kw)	2014.05-2016.08	6AT	F	L	Saloon 4WD CJXF		203380OL	Drive Shaft		36		59.5	40	487		
S3 Sportback Quattro																
2.0 (188 kw)	2008.07-2013.03	6AT/6MT	F	L	Hatchback 4WD CDLC		203295OL	Drive Shaft		36		59.5	40.5	486		
	2008.07-2013.03	6AT/6MT	F	R	Hatchback 4WD CDLC		203266OL	Drive Shaft		36		59.5	40.5	601		
	2008.07-2013.03	MT/Semi-AT	F	L	Hatchback 4WD CDLC		203380OL	Drive Shaft		36		59.5	40	487		
2.0 (210 kw)	2014.05-2016.08	6AT/6MT	F	L	Hatchback 4WD CJXF		203380OL	Drive Shaft		36		59.5	40	487		
S7 Sportback Quattro																
4.0 (331 kw)	2014.07-2018.05	AT	F	L/R	Hatchback 4WD CTGE		201530OL	Drive Shaft		42		76.5	34	496		
S8 Plus Quattro																
4.0 (445 kw)	2015.11-2018.01	8AT	F	L/R	Saloon 4WD DDTA		201530OL	Drive Shaft		42		76.5	34	496		





	 YEAR	TRANSM.	F/R	L/R	BODY STYLE & DRIVE TYPE & ENGINE	REMARKS	GSP Ref.		PRODUCT	ABS	Technical Specifications								
											A	B	C	H	L	P			
AUDI SQ5 Quattro																			
3.0 (260 kw)	2013.05-2017.05	8AT	F	L/R	SUV 4WD CTUD/CTXA		2015300L	Drive Shaft			42		76.5	34	496				
TT																			
2.0 (169 kw)	2014.07- 2014.11-	6MT	F	R	Coupe FWD CHHC		2613410L	Drive Shaft			36		59.5	40.5	806				
		6MT	F	R	Cabriolet FWD CHHC		2613410L	Drive Shaft			36		59.5	40.5	806				
TT Quattro																			
2.0 (155 kw)	2010.05-2014.06	6AT/6MT	F	R	Coupe 4WD CESA/CETA		2018890L	Drive Shaft			36		59.5	40	614				
TTRS Quattro																			
2.5 (250 kw)	2009.07-2014.06	7DCT	F	L	Cabriolet 4WD CEPA		2012650L	Drive Shaft			36	37	59.5	40	558				
	2009.07-2014.06	7DCT	F	R	Cabriolet 4WD CEPA		2613470L	Drive Shaft			36	40	59.5	40	593				
	2009.07-2014.06	7DCT	F	L	Coupe 4WD CEPA		2012650L	Drive Shaft			36	37	59.5	40	558				
	2009.07-2014.06	7DCT	F	R	Coupe 4WD CEPA		2613470L	Drive Shaft			36	40	59.5	40	593				
2.5 (294 kw)	2016.05- 2016.05-	7AT	F	L	Coupe 4WD DAZA/DNWA		2012650L	Drive Shaft			36	37	59.5	40	558				
		7AT	F	R	Coupe 4WD DAZA/DNWA		2613470L	Drive Shaft			36	40	59.5	40	593				
TTS Quattro																			
2.0 (200 kw)	2008.05-2014.06 2008.05-2014.06	6AT/6MT	F	R	Cabriolet 4WD CDLB		2018890L	Drive Shaft			36		59.5	40	614				
		6AT/6MT	F	R	Coupe 4WD CDLB		2018890L	Drive Shaft			36		59.5	40	614				
BMW 116i																			
1.6 (100 kw)	2011.07-2015.02	AT/MT	R	L	Hatchback RWD N13B16A		2050660L	Drive Shaft			28	27		71	743				
	2011.07-2015.02	AT/MT	R	R	Hatchback RWD N13B16A		2050670L	Drive Shaft			28	27		71	796				
	2011.12-2015.02	AT/MT	R	R	Hatchback RWD N13B16A		2050670L	Drive Shaft			28	27		71	796				
	2011.12-2015.02	MT	R	L	Hatchback RWD N13B16A		2050660L	Drive Shaft			28	27		71	743				
118i																			
1.5 (103 kw)	2019.07- 2019.07-	6MT	F	L	Hatchback FWD B38A15A		2026310L	Drive Shaft			31	34	56		563				
		6MT	F	R	Hatchback FWD B38A15A		2026320L	Drive Shaft			31	34	56		920				
1.6 (125 kw)	2011.06-2015.11 2011.06-2015.11	AT/MT	R	L	Hatchback RWD N13B16A		2050660L	Drive Shaft			28	27		71	743				
		AT/MT	R	R	Hatchback RWD N13B16A		2050670L	Drive Shaft			28	27		71	796				
120i																			
2.0 (135 kw)	2016.07- 2016.07-	MT	R	L	Hatchback RWD B48B20A		2050660L	Drive Shaft			28	27		71	743				
		MT	R	R	Hatchback RWD B48B20A		2050670L	Drive Shaft			28	27		71	796				
125i																			
2.0 (160 kw)	2012.03-2017.11 2012.03-2017.11 2014.11-2017.11 2014.11-2017.11	8AT/6MT 8AT/6MT MT MT	R R R R	L R L R	Hatchback RWD N20B20A Hatchback RWD N20B20A Hatchback RWD N20B20A Hatchback RWD N20B20A		2050660L 2050670L 2050660L 2050670L	Drive Shaft Drive Shaft Drive Shaft Drive Shaft			28 28 28 28	27 27 27 27		71 71 71 71	743 796 743 796				
2.0 (165 kw)	2016.07-2019.06 2016.07-2019.06	8AT 8AT	R R	L R	Hatchback RWD B48B20B Hatchback RWD B48B20B		2050660L 2050670L	Drive Shaft Drive Shaft			28 28	27 27		71 71	743 796				
218i Gran Coupe																			
1.5 (103 kw)	2019.11- 2019.11-	6MT	F	L	Coupe FWD B38A15A		2026310L	Drive Shaft			31	34	56		563				
		6MT	F	R	Coupe FWD B38A15A		2026320L	Drive Shaft			31	34	56		920				
225i Active Tourer																			
2.0 (170 kw)	2014.09-	8AT	F	L	MPV FWD B48A20B		2021770L	Drive Shaft			31	28	56		538				
316i																			
1.6 (100 kw)	2012.07-2016.08 2012.07-2016.08	AT/MT MT	R R	R L	Saloon RWD N13B16A Saloon RWD N13B16A		2050670L 2050660L	Drive Shaft Drive Shaft			28 28	27 27		71 71	796 743				
320i																			
2.0 (135 kw)	2012.03-2018.10 2012.03-2018.10	6MT 6MT	R R	L R	Saloon RWD N20B20A/N20B20B Saloon RWD N20B20A/N20B20B		2050660L 2050670L	Drive Shaft Drive Shaft			28 28	27 27		71 71	743 796				
320i Gran Turismo																			
2.0 (135 kw)	2013.03-2017.05 2013.03-2017.05	MT MT	R R	L R	Hatchback RWD N20B20A/N20B20B Hatchback RWD N20B20A/N20B20B		2050660L 2050670L	Drive Shaft Drive Shaft			28 28	27 27		71 71	743 796				
320i xDrive																			
2.0 (135 kw)	2012.07-2018.10 2012.07-2018.10 2012.07-2018.10 2012.07-2018.10	8AT/6MT 8AT/6MT MT MT	F F R R	L R L R	Saloon 4WD N20B20A/N20B20B Saloon 4WD N20B20A/N20B20B Saloon 4WD N20B20A/N20B20B Saloon 4WD N20B20A/N20B20B		2020520L 2020530L 2050660L 2050670L	Drive Shaft Drive Shaft Drive Shaft Drive Shaft			31 31 28 28	27 27 27 27	56.8 56.8		550 841 743 796				
328i																			
2.0 (180 kw)	2011.11-2018.10 2011.11-2018.10	MT MT	R R	L R	Saloon RWD N20B20A/N26B20A Saloon RWD N20B20A/N26B20A		2050660L 2050670L	Drive Shaft Drive Shaft			28 28	27 27		71 71	743 796				
328i xDrive																			
2.0 (180 kw)	2012.07-2016.08 2012.07-2016.08 2012.07-2016.08 2012.07-2016.08	8AT/6MT 8AT/6MT MT MT	F F R R	L R L R	Saloon 4WD N20B20A Saloon 4WD N20B20A Saloon 4WD N20B20A Saloon 4WD N20B20A		2020520L 2020530L 2050660L 2050670L	Drive Shaft Drive Shaft Drive Shaft Drive Shaft			31 31 28 28	27 27 27 27	56.8 56.8		550 841 743 796				




	 YEAR	TRANSM.	F/R	L/R	BODY STYLE & DRIVE TYPE & ENGINE	REMARKS	GSP Ref.	 PRODUCT	 ABS	Technical Specifications										
										A	B	C	H	L	P					
BMW																				
420i Cabrio																				
2.0 (135 kw)	2014.07-2016.02	MT	R	L	Cabriolet RWD N20B20B		205066OL	Drive Shaft		28	27		71	743						
	2014.07-2016.02	MT	R	R	Cabriolet RWD N20B20B		205067OL	Drive Shaft		28	27		71	796						
428i Cabrio																				
2.0 (180 kw)	2013.11-2017.02	MT	R	L	Cabriolet RWD N20B20A/N26B20A		205066OL	Drive Shaft		28	27		71	743						
	2013.11-2017.02	MT	R	R	Cabriolet RWD N20B20A/N26B20A		205067OL	Drive Shaft		28	27		71	796						
428i Gran Coupe																				
2.0 (180 kw)	2014.03-2016.02	MT	R	L	Coupe RWD N20B20A		205066OL	Drive Shaft		28	27		71	743						
	2014.03-2016.02	MT	R	R	Coupe RWD N20B20A		205067OL	Drive Shaft		28	27		71	796						
430i Cabrio																				
2.0 (185 kw)	2016.03-	6MT	R	L	Cabriolet RWD B48B20B		205066OL	Drive Shaft		28	27		71	743						
	2016.03-	6MT	R	R	Cabriolet RWD B48B20B		205067OL	Drive Shaft		28	27		71	796						
430i Gran Coupe																				
2.0 (185 kw)	2016.03-	6MT	R	L	Coupe RWD B48B20B		205066OL	Drive Shaft		28	27		71	743						
	2016.03-	6MT	R	R	Coupe RWD B48B20B		205067OL	Drive Shaft		28	27		71	796						
435i Coupe																				
3.0 (225 kw)	2013.07-2016.02	8AT	R	L	Coupe RWD N55B30A		205066OL	Drive Shaft		28	27		71	743						
	2013.07-2016.02	8AT	R	R	Coupe RWD N55B30A		205067OL	Drive Shaft		28	27		71	796						
528i																				
2.0 (180 kw)	2011.09-2016.10	6MT	R	L	Saloon RWD N20B20A		205114OL	Drive Shaft		30	27		77	764						
	2011.09-2016.10	6MT	R	R	Saloon RWD N20B20A		205115OL	Drive Shaft		30	27		77	818						
	2011.09-2016.10	8AT	R	L	Saloon RWD N20B20A		205112OL	Drive Shaft		30	27		77	761						
	2011.09-2016.10	8AT	R	R	Saloon RWD N20B20A		205113OL	Drive Shaft		30	27		77	814						
528i xDrive																				
2.0 (180 kw)	2011.09-2016.10	8AT	F	L	Saloon 4WD N20B20A		201581OL	Drive Shaft		37	27	65		562						
	2011.09-2016.10	8AT	F	R	Saloon 4WD N20B20A		201681OL	Drive Shaft		37	27	65		864						
	2011.09-2016.10	8AT	R	L	Saloon 4WD N20B20A		205112OL	Drive Shaft		30	27		77	761						
	2011.09-2016.10	8AT	R	R	Saloon 4WD N20B20A		205113OL	Drive Shaft		30	27		77	814						
535i																				
3.0 (225 kw)	2010.01-2016.10	8AT	R	L	Saloon RWD N55B30A		205137OL	Drive Shaft		30	32		77	758						
535i xDrive Gran Turismo																				
3.0 (225 kw)	2010.09-2017.02	AT	F	L	Hatchback 4WD N55B30A		202730OL	Drive Shaft		37	27	65		572						
550i																				
4.4 (300 kw)	2010.03-2013.06	8AT	R	L	Saloon RWD N63B44A		205137OL	Drive Shaft		30	32		77	758						
650i xDrive Coupe																				
4.4 (300 kw)	2011.09-2015.02	8AT	F	L	Coupe 4WD N63B44A		201581OL	Drive Shaft		37	27	65		562						
	2011.09-2015.02	8AT	F	R	Coupe 4WD N63B44A		201716OL	Drive Shaft		37	27	65		871						
750i xDrive																				
4.4 (300 kw)	2009.09-2012.06	AT	F	L	Saloon 4WD N63B44A		202730OL	Drive Shaft		37	27	65		572						
X1 sDrive 20i																				
2.0 (141 kw)	2015.09-	8AT	F	L	SUV FWD B48A20A/B48A20F		202177OL	Drive Shaft		31	28	56		538						
X1 xDrive 25i																				
2.0 (170 kw)	2015.07-	8AT	F	L	SUV 4WD B46A20B/B48A20B		202177OL	Drive Shaft		31	28	56		538						
	2015.07-	8AT	F	R	SUV 4WD B46A20B/B48A20B		202633OL	Drive Shaft		31	35	56		499						
	2015.07-	8AT	R	L/R	SUV 4WD B46A20B/B48A20B		202176OL	Drive Shaft		31	27	56		731						
X1 xDrive 28i																				
2.0 (180 kw)	2011.03-2015.06	8AT/6MT	F	L	SUV 4WD N20B20A		202058OL	Drive Shaft		31	27	56.8		500						
	2011.03-2015.06	8AT/6MT	F	R	SUV 4WD N20B20A		202059OL	Drive Shaft		31	27	56.8		822						
	2011.03-2015.06	AT/MT	R	L	SUV 4WD N20B20A		205135OL	Drive Shaft		30			73	618						
	2011.03-2015.06	AT/MT	R	R	SUV 4WD N20B20A		205134OL	Drive Shaft		30			73	671						
	2011.04-2015.06	AT/MT	R	L	SUV 4WD N20B20A		205135OL	Drive Shaft		30			73	618						
3.0 (190 kw)	2009.09-2011.08	6AT/6MT	F	L	SUV 4WD N52B30A		202058OL	Drive Shaft		31	27	56.8		500						
	2009.09-2011.08	6AT/6MT	F	R	SUV 4WD N52B30A		202059OL	Drive Shaft		31	27	56.8		822						
X2 sDrive 20i																				
2.0 (141 kw)	2017.11-	8AT	F	L	SUV FWD B42S20A/B48A20A		202177OL	Drive Shaft		31	28	56		538						
X3 xDrive 20i																				
2.0 (135 kw)	2011.10-2017.08	8AT/6MT	F	L	SUV 4WD N20B20A		202060OL	Drive Shaft		37	27	65		590						
	2011.10-2017.08	8AT/6MT	F	R	SUV 4WD N20B20A		202061OL	Drive Shaft		37	27	65		880						
	2011.10-2017.08	8AT/6MT	R	L	SUV 4WD N20B20A		205117OL	Drive Shaft		30	27		77	769						
	2011.10-2017.08	8AT/6MT	R	R	SUV 4WD N20B20A		205121OL	Drive Shaft		30	27		77	825						
X3 xDrive 28i																				
2.0 (180 kw)	2012.04-2017.08	8AT	F	L	SUV 4WD N20B20A		202060OL	Drive Shaft		37	27	65		590						
	2012.04-2017.08	8AT	F	R	SUV 4WD N20B20A		202061OL	Drive Shaft		37	27	65		880						
	2012.04-2017.08	8AT	R	L	SUV 4WD N20B20A		205117OL	Drive Shaft		30	27		77	769						
	2012.04-2017.08	8AT	R	R	SUV 4WD N20B20A		205121OL	Drive Shaft		30	27		77	825						
3.0 (190 kw)	2011.01-2012.10	8AT	F	L	SUV 4WD N52B30A/N52B30AF/N52B30BF		202060OL	Drive Shaft		37	27	65		590						




	 YEAR	TRANSM.	F/R	L/R	BODY STYLE & DRIVE TYPE & ENGINE	REMARKS	GSP Ref.		PRODUCT	ABS	Technical Specifications									
											A	B	C	H	L	P				
BMW																				
X3 xDrive 28i																				
3.0 (190 kw)	2011.01-2012.10	8AT	F	R	SUV 4WD N52B30A/N52B30AF/N52B30BF		202061OL	Drive Shaft			37	27	65		880					
X3 xDrive 35i																				
3.0 (225 kw)	2010.09-2017.08	8AT	F	L	SUV 4WD N55B30A		202060OL	Drive Shaft			37	27	65		590					
	2010.09-2017.08	8AT	F	R	SUV 4WD N55B30A		202061OL	Drive Shaft			37	27	65		880					
X4 xDrive 28i																				
2.0 (180 kw)	2014.04-2018.03	AT/MT	F	L	SUV 4WD N20B20A		202060OL	Drive Shaft			37	27	65		590					
	2014.04-2018.03	AT/MT	F	R	SUV 4WD N20B20A		202061OL	Drive Shaft			37	27	65		880					
	2014.04-2018.03	AT	R	L	SUV 4WD N20B20A		205117OL	Drive Shaft			30	27		77	769					
	2014.04-2018.03	AT	R	R	SUV 4WD N20B20A		205121OL	Drive Shaft			30	27		77	825					
X4 xDrive 35i																				
3.0 (225 kw)	2014.04-2018.03	AT	F	L	SUV 4WD N55B30A		202060OL	Drive Shaft			37	27	65		590					
	2014.04-2018.03	AT	F	R	SUV 4WD N55B30A		202061OL	Drive Shaft			37	27	65		880					
X5																				
4.8 (261 kw)	2006.10-2008.09	AT	F	L	SUV 4WD N62B48B		205052OL	Drive Shaft			30	27	64.5	86.5	636					
	2006.10-2008.09	AT	F	R	SUV 4WD N62B48B		205043OL	Drive Shaft			30	27	64.5	86.5	1023					
	2006.10-2008.09	6AT	R	L/R	SUV 4WD N62B48B		205070OL	Drive Shaft			30	32	68.7	84	810					
	2006.10-2008.09	6AT	R	L/R	SUV 4WD N62B48B		205081OL	Drive Shaft			30	27	68.7	84	810					
X5 M																				
4.4 (423 kw)	2014.12-2018.07	AT	F	R	SUV 4WD S63B44B		205043OL	Drive Shaft			30	27	64.5	86.5	1023					
X5 xDrive 30d																				
3.0 (190 kw)	2013.08-2018.07	8AT	F	R	SUV 4WD N57D30A		205123OL	Drive Shaft			30	27	64.5	86.5	973					
	2013.08-2018.07	8AT	R	L/R	SUV 4WD N57D30A		205070OL	Drive Shaft			30	32	68.7	84	810					
	2013.08-2018.07	8AT	R	L/R	SUV 4WD N57D30A		205081OL	Drive Shaft			30	27	68.7	84	810					
	2013.08-2018.07	8AT	R	L/R	SUV 4WD N57D30A		205149OL	Drive Shaft			30			84.5	630					
X5 xDrive 30i																				
3.0 (200 kw)	2008.10-2010.03	6AT	F	L	SUV 4WD N52B30A		205052OL	Drive Shaft			30	27	64.5	86.5	636					
	2008.10-2010.03	6AT	F	R	SUV 4WD N52B30A		205043OL	Drive Shaft			30	27	64.5	86.5	1023					
	2008.10-2010.03	6AT	R	L/R	SUV 4WD N52B30A		205081OL	Drive Shaft			30	27	68.7	84	810					
X5 xDrive 35i																				
3.0 (225 kw)	2010.04-2013.07	8AT	F	L	SUV 4WD N55B30A		205052OL	Drive Shaft			30	27	64.5	86.5	636					
	2010.04-2013.07	8AT	F	R	SUV 4WD N55B30A		205043OL	Drive Shaft			30	27	64.5	86.5	1023					
	2010.04-2013.07	AT	F	R	SUV 4WD N55B30A		205123OL	Drive Shaft			30	27	64.5	86.5	973					
	2010.04-2013.07	8AT	R	L/R	SUV 4WD N55B30A		205070OL	Drive Shaft			30	32	68.7	84	810					
	2010.04-2013.07	8AT	R	L/R	SUV 4WD N55B30A		205081OL	Drive Shaft			30	27	68.7	84	810					
	2013.12-2018.07	8AT	F	R	SUV 4WD N55B30A		205123OL	Drive Shaft			30	27	64.5	86.5	973					
	2013.12-2018.07	8AT	R	L/R	SUV 4WD N55B30A		205070OL	Drive Shaft			30	32	68.7	84	810					
	2013.12-2018.07	8AT	R	L/R	SUV 4WD N55B30A		205081OL	Drive Shaft			30	27	68.7	84	810					
	2013.12-2018.07	8AT	R	L/R	SUV 4WD N55B30A		205149OL	Drive Shaft			30			84.5	630					
X5 xDrive 48i																				
4.8 (261 kw)	2008.10-2010.03	6AT	F	L	SUV 4WD N62B48B		205052OL	Drive Shaft			30	27	64.5	86.5	636					
	2008.10-2010.03	6AT	F	R	SUV 4WD N62B48B		205043OL	Drive Shaft			30	27	64.5	86.5	1023					
	2008.10-2010.03	6AT	R	L/R	SUV 4WD N62B48B		205070OL	Drive Shaft			30	32	68.7	84	810					
	2008.10-2010.03	6AT	R	L/R	SUV 4WD N62B48B		205081OL	Drive Shaft			30	27	68.7	84	810					
X5 xDrive 50i																				
4.4 (300 kw)	2010.04-2013.07	8AT	F	L	SUV 4WD N63B44A		205052OL	Drive Shaft			30	27	64.5	86.5	636					
	2010.04-2013.07	8AT	F	R	SUV 4WD N63B44A		205043OL	Drive Shaft			30	27	64.5	86.5	1023					
	2010.04-2013.07	8AT	R	L/R	SUV 4WD N63B44A		205070OL	Drive Shaft			30	32	68.7	84	810					
4.4 (330 kw)	2013.08-2018.07	8AT	F	L	SUV 4WD N63B44B		205052OL	Drive Shaft			30	27	64.5	86.5	636					
	2013.08-2018.07	8AT	F	R	SUV 4WD N63B44B		205043OL	Drive Shaft			30	27	64.5	86.5	1023					
	2013.08-2018.07	8AT	R	L/R	SUV 4WD N63B44B		205149OL	Drive Shaft			30			84.5	630					
	2013.08-2018.07	AT	R	L/R	SUV 4WD N63B44B		205070OL	Drive Shaft			30	32	68.7	84	810					
X5 xDrive M50d																				
3.0 (280 kw)	2013.12-2018.07	8AT	F	R	SUV 4WD N57D30C		205123OL	Drive Shaft			30	27	64.5	86.5	973					
X6 M																				
4.4 (423 kw)	2014.12-2019.07	AT	F	R	SUV 4WD S63B44B		205043OL	Drive Shaft			30	27	64.5	86.5	1023					
X6 xDrive 35i																				
3.0 (225 kw)	2008.01-2014.07	AT	F	L	SUV 4WD N54B30A/N55B30A		205052OL	Drive Shaft			30	27	64.5	86.5	636					
	2008.01-2014.07	AT	F	R	SUV 4WD N54B30A/N55B30A		205043OL	Drive Shaft			30	27	64.5	86.5	1023					
	2008.01-2014.07	AT	R	L/R	SUV 4WD N54B30A/N55B30A		205149OL	Drive Shaft			30			84.5	630					
	2014.08-2019.07	AT	F	R	SUV 4WD N55B30A		205123OL	Drive Shaft			30	27	64.5	86.5	973					
	2014.08-2019.07	AT	R	L/R	SUV 4WD N55B30A		205070OL	Drive Shaft			30	32	68.7	84	810					
	2014.08-2019.07	AT	R	L/R	SUV 4WD N55B30A		205081OL	Drive Shaft			30	27	68.7	84	810					
	2014.08-2019.07	AT	R	L/R	SUV 4WD N55B30A		205149OL	Drive Shaft			30			84.5	630					

	 YEAR	TRANSM.	F/R	L/R	BODY STYLE & DRIVE TYPE & ENGINE	REMARKS	GSP Ref.		PRODUCT	ABS	Technical Specifications					
											A	B	C	H	L	P
BMW																
X6 xDrive 50i																
4.4 (300 kw)	2008.07-2014.07	AT	F	L	SUV 4WD N63B44A		205052OL	Drive Shaft		30	27	64.5	86.5	636		
	2008.07-2014.07	AT	F	R	SUV 4WD N63B44A		205043OL	Drive Shaft		30	27	64.5	86.5	1023		
	2008.07-2014.07	AT	R	L/R	SUV 4WD N63B44A		205149OL	Drive Shaft		30			84.5	630		
4.4 (330 kw)	2014.08-2019.07	AT	F	L	SUV 4WD N63B44B		205052OL	Drive Shaft		30	27	64.5	86.5	636		
	2014.08-2019.07	AT	F	R	SUV 4WD N63B44B		205043OL	Drive Shaft		30	27	64.5	86.5	1023		
	2014.08-2019.07	AT	R	L/R	SUV 4WD N63B44B		205070OL	Drive Shaft		30	32	68.7	84	810		
	2014.08-2019.07	AT	R	L/R	SUV 4WD N63B44B		205149OL	Drive Shaft		30			84.5	630		
FORD ASIA & OCEANIA																
Ranger																
2.2 (110 kw)	2011.11-	AT/MT	F	L	Pick up 4WD GBVAJQJ/P4AT		234221OL	Drive Shaft		28	29	61	104	609		
	2011.11-	AT/MT	F	R	Pick up 4WD GBVAJQJ/P4AT		234220OL	Drive Shaft		28	29	61	104	566		
3.2 (147 kw)	2011.11-	AT/MT	F	L	Pick up 4WD P5AT		234221OL	Drive Shaft		28	29	61	104	609		
	2011.11-	AT/MT	F	R	Pick up 4WD P5AT		234220OL	Drive Shaft		28	29	61	104	566		
FORD USA																
Ranger																
2.2 (92 kw)	2011.04-	AT/MT	F	L	Pick up 4WD GBVAJQW		234221OL	Drive Shaft		28	29	61	104	609		
	2011.04-	AT/MT	F	R	Pick up 4WD GBVAJQW		234220OL	Drive Shaft		28	29	61	104	566		
2.2 (110 kw)	2011.04-	AT/MT	F	L	Pick up 4WD GBVAJQJ		234221OL	Drive Shaft		28	29	61	104	609		
	2011.04-	AT/MT	F	R	Pick up 4WD GBVAJQJ		234220OL	Drive Shaft		28	29	61	104	566		
2.2 (118 kw)	2015.05-	AT/MT	F	L	Pick up 4WD GBVAJQJ/T22DD0P		234221OL	Drive Shaft		28	29	61	104	609		
	2015.05-	AT/MT	F	R	Pick up 4WD GBVAJQJ/T22DD0P		234220OL	Drive Shaft		28	29	61	104	566		
3.2 (147 kw)	2011.04-	AT/MT	F	L	Pick up 4WD SA2R/SA2S/SA2W/SAFA		234221OL	Drive Shaft		28	29	61	104	609		
	2011.04-	AT/MT	F	R	Pick up 4WD SA2R/SA2S/SA2W/SAFA		234220OL	Drive Shaft		28	29	61	104	566		
LAND ROVER																
Discovery																
3.0 (155 kw)	2009.09-2018.12	6AT/8AT	F	L	Terrain cab wagon closed 4WD 306DT		259535OL	Drive Shaft	48T	29	29	74	96	639		
	2009.09-2018.12	6AT/8AT	F	R	Terrain cab wagon closed 4WD 306DT		259623OL	Drive Shaft	48T	29	29	74	96	998		
3.0 (180 kw)	2009.09-2018.12	6AT	F	L	Terrain cab wagon closed 4WD 306DT		259535OL	Drive Shaft	48T	29	29	74	96	639		
	2009.09-2018.12	6AT	F	R	Terrain cab wagon closed 4WD 306DT		259623OL	Drive Shaft	48T	29	29	74	96	998		
3.0 (188 kw)	2009.09-2018.12	8AT	F	L	Terrain cab wagon closed 4WD 306DT		259535OL	Drive Shaft	48T	29	29	74	96	639		
	2009.09-2018.12	8AT	F	R	Terrain cab wagon closed 4WD 306DT		259623OL	Drive Shaft	48T	29	29	74	96	998		
4.4 (220 kw)	2004.07-2009.08	6MT	F	R	Terrain cab wagon closed 4WD 448PN		259623OL	Drive Shaft	48T	29	29	74	96	998		
Discovery Sport																
2.0 (132 kw)	2015.06-	MT	F	L	SUV 4WD 204DTD		218408OL	Drive Shaft		31	31	68.3	97	602		
2.0 (177 kw)	2017.08-	MT	F	L	SUV 4WD 204DTA		218408OL	Drive Shaft		31	31	68.3	97	602		
2.2 (140 kw)	2014.09-	AT	F	L	SUV 4WD 224DT		202992OL	Drive Shaft		31	31	68.3	97	590		
	2014.09-	MT	F	L	SUV 4WD 224DT		218408OL	Drive Shaft		31	31	68.3	97	602		
Range Rover Evoque																
2.0 (132 kw)	2015.05-2019.12	MT	F	L	SUV 4WD 204DTD		218408OL	Drive Shaft		31	31	68.3	97	602		
	2015.11-2019.12	MT	F	L	Cabriolet 4WD 204DTD		218408OL	Drive Shaft		31	31	68.3	97	602		
2.0 (177 kw)	2017.08-2019.12	MT	F	L	SUV 4WD 204DTA		218408OL	Drive Shaft		31	31	68.3	97	602		
2.2 (140 kw)	2011.06-2019.12	6AT	F	L	SUV 4WD 224DT		202992OL	Drive Shaft		31	31	68.3	97	590		
	2011.06-2019.12	6AT	F	R	SUV 4WD 224DT		203177OL	Drive Shaft		31	28	68.3	97	1052		
	2011.06-2019.12	6MT	F	L	SUV 4WD 224DT		218408OL	Drive Shaft		31	31	68.3	97	602		
Range Rover Sport																
2.7 (140 kw)	2005.02-2009.09	6AT	F	L	SUV 4WD 276DT		259535OL	Drive Shaft	48T	29	29	74	96	639		
	2005.02-2009.09	6AT	F	R	SUV 4WD 276DT		259623OL	Drive Shaft	48T	29	29	74	96	998		
3.0 (188 kw)	2011.06-2013.06	8AT	F	L	SUV 4WD 306DT		259535OL	Drive Shaft	48T	29	29	74	96	639		
	2011.06-2013.06	8AT	F	R	SUV 4WD 306DT		259623OL	Drive Shaft	48T	29	29	74	96	998		
3.6 (200 kw)	2006.04-2012.12	6AT/8AT	F	R	SUV 4WD 36DDEX		259623OL	Drive Shaft	48T	29	29	74	96	998		
4.2 (287 kw)	2005.02-2013.06	6AT	F	R	SUV 4WD 428PS		259623OL	Drive Shaft	48T	29	29	74	96	998		
MERCEDES-BENZ																
A200																
1.6 (115 kw)	2012.06-2018.05	7AT/6MT	F	L	Hatchback FWD 270910		235067OL	Drive Shaft		30	27	65.5	53.5	537		
A250																
2.0 (155 kw)	2012.06-2018.05	7AT/6MT	F	L	Hatchback FWD 270920		235067OL	Drive Shaft		30	27	65.5	53.5	537		
B200																
1.6 (115 kw)	2011.11-2018.12	AT/MT	F	L	Hatchback FWD 270910		235067OL	Drive Shaft		30	27	65.5	53.5	537		
C180																
1.6 (115 kw)	2013.07-	9AT	R	L/R	Saloon RWD 274910		203794OL	Drive Shaft		27	27	68.5	72	782		
	2014.09-	9AT	R	L/R	Estate RWD 274910		203794OL	Drive Shaft		27	27	68.5	72	782		
C200																
1.5 (135 kw)	2018.04-	9AT	R	R	Saloon RWD 264915		203794OL	Drive Shaft		27	27	68.5	72	782		

	 YEAR	TRANSM.	F/R	L/R	BODY STYLE & DRIVE TYPE & ENGINE	REMARKS	GSP Ref.		PRODUCT	ABS	Technical Specifications									
											A	B	C	H	L	P				
MERCEDES-BENZ																				
C43 AMG																				
3.0 (270 kw)	2016.04-2018.05	9AT	R	L	Coupe 4WD 276823		203794OL	Drive Shaft			27	27	68.5	72	782					
	2016.04-2018.05	9AT	R	R	Coupe 4WD 276823		203794OL	Drive Shaft			27	27	68.5	72	782					
CLA180																				
1.6 (90 kw)	2013.01-2019.03	AT/MT	F	L	Coupe FWD 270910		235067OL	Drive Shaft			30	27	65.5	53.5	537					
CLA200																				
1.6 (115 kw)	2013.01-2019.03	AT/MT	F	L	Coupe FWD 270910		235067OL	Drive Shaft			30	27	65.5	53.5	537					
CLA250																				
2.0 (155 kw)	2013.07-2019.03	AT	F	L	Coupe 4WD 270920		235067OL	Drive Shaft			30	27	65.5	53.5	537					
GLC250																				
2.0 (155 kw)	2015.06-2019.04	9AT	F	L	SUV 4WD 274920		203655OL	Drive Shaft			30	27	71	56	526					
	2016.06-2019.04	9AT	F	L	SUV 4WD 274920		203655OL	Drive Shaft			30	27	71	56	526					
GLC300																				
2.0 (190 kw)	2019.11-	9AT	F	L	SUV 4WD 264920		203655OL	Drive Shaft			30	27	71	56	526					
GLC43 AMG																				
3.0 (270 kw)	2015.07-2019.08	9AT	F	L	SUV 4WD 276823		203655OL	Drive Shaft			30	27	71	56	526					
	2016.10-2019.08	9AT	F	L	SUV 4WD 276823		203655OL	Drive Shaft			30	27	71	56	526					
3.0 (287 kw)	2019.08-	9AT	F	L	SUV 4WD 276823		203655OL	Drive Shaft			30	27	71	56	526					
ML320																				
3.0 (165 kw)	2005.07-2011.07	7AT	F	L	SUV 4WD 642940		205060OL	Drive Shaft			30	37	70.2	90.5	665					
	2005.07-2011.07	7AT	F	R	SUV 4WD 642940		205061OL	Drive Shaft			30	37	70.2	90.5	1004					
ML350																				
3.0 (165 kw)	2009.06-2012.11	7AT	F	L	SUV 4WD 642940		205060OL	Drive Shaft			30	37	70.2	90.5	665					
	2009.06-2012.11	7AT	F	R	SUV 4WD 642940		205061OL	Drive Shaft			30	37	70.2	90.5	1004					
3.5 (200 kw)	2005.02-2011.12	7AT	F	L	SUV 4WD 272967		205060OL	Drive Shaft			30	37	70.2	90.5	665					
	2005.02-2011.12	7AT	F	R	SUV 4WD 272967		205061OL	Drive Shaft			30	37	70.2	90.5	1004					
ML500																				
5.0 (225 kw)	2005.08-2007.12	7AT	F	L	SUV 4WD 113964		205060OL	Drive Shaft			30	37	70.2	90.5	665					
	2005.08-2007.12	7AT	F	R	SUV 4WD 113964		205061OL	Drive Shaft			30	37	70.2	90.5	1004					
5.5 (285 kw)	2007.04-2012.06	7AT	F	L	SUV 4WD 273963		205060OL	Drive Shaft			30	37	70.2	90.5	665					
	2007.04-2012.06	7AT	F	R	SUV 4WD 273963		205061OL	Drive Shaft			30	37	70.2	90.5	1004					
ML63 AMG																				
6.2 (375 kw)	2005.12-2011.12	7AT	F	L	SUV 4WD 156980		205060OL	Drive Shaft			30	37	70.2	90.5	665					
	2005.12-2011.12	7AT	F	R	SUV 4WD 156980		205061OL	Drive Shaft			30	37	70.2	90.5	1004					
MINI																				
Mini Clubman																				
2.0 (141 kw)	2014.11-	8AT	F	L	Estate FWD B46A20A/B48A20A/B48A20F		202177OL	Drive Shaft			31	28	56		538					
2.0 (225 kw)	2019.07-	8AT	R	L/R	Estate 4WD B48A20E		202176OL	Drive Shaft			31	27	56		731					
Mini Cooper																				
1.5 (100 kw)	2013.12-	6AT	F	L	Hatchback FWD B38A15A		202382OL	Drive Shaft			31	26	56		500					
	2013.12-	6AT	F	R	Hatchback FWD B38A15A		202380OL	Drive Shaft			31	26	56		868					
	2013.12-	6MT	F	L	Hatchback FWD B38A15A		202381OL	Drive Shaft			31	34	56		527					
	2013.12-	6MT	F	R	Hatchback FWD B38A15A		202174OL	Drive Shaft			31	34	56		884					
Mini Countryman																				
2.0 (141 kw)	2016.10-	8AT	F	L	Estate 4WD B46A20A/B48A20A		202177OL	Drive Shaft			31	28	56		538					
	2016.10-	8AT/6MT	F	R	Estate 4WD B46A20A/B48A20A		202633OL	Drive Shaft			31	35	56		499					
	2016.10-	8AT/6MT	R	L/R	Estate 4WD B46A20A/B48A20A		202176OL	Drive Shaft			31	27	56		731					
	2016.10-	8AT	F	L	Estate FWD B46A20A/B48A20A		202177OL	Drive Shaft			31	28	56		538					
2.0 (170 kw)	2017.01-2019.06	8AT	F	L	Estate 4WD B48A20B		202177OL	Drive Shaft			31	28	56		538					
	2017.01-2019.06	8AT/6MT	F	R	Estate 4WD B48A20B		202633OL	Drive Shaft			31	35	56		499					
	2017.01-2019.06	8AT/6MT	R	L/R	Estate 4WD B48A20B		202176OL	Drive Shaft			31	27	56		731					
Mini One																				
1.2 (75 kw)	2014.03-2017.10	6AT	F	L	Hatchback FWD B38A12A		202382OL	Drive Shaft			31	26	56		500					
	2014.03-2017.10	6AT	F	R	Hatchback FWD B38A12A		202380OL	Drive Shaft			31	26	56		868					
	2014.03-2017.10	6MT	F	L	Hatchback FWD B38A12A		202381OL	Drive Shaft			31	34	56		527					
	2014.03-2017.10	6MT	F	R	Hatchback FWD B38A12A		202174OL	Drive Shaft			31	34	56		884					
MITSUBISHI																				
Pajero Sport																				
3.2 (121 kw)	2008.01-2015.12	4AT/5MT	F	L	Terrain cab wagon closed 4WD 4M41R		239163OL	Drive Shaft	47T		30	28	69	98	594					
	2008.01-2015.12	4AT/5MT	F	R	Terrain cab wagon closed 4WD 4M41R		239164OL	Drive Shaft	47T		30		69	98	489					
NISSAN																				
Navara																				
2.5 (106 kw)	2006.12-	MT	F	L/R	Pick up 4WD YD25DDTI		241262OL	Drive Shaft			29	27	67	115	637					
2.5 (126 kw)	2006.10-	AT/MT	F	L/R	Pick up 4WD YD25DDTI		241262OL	Drive Shaft			29	27	67	115	637					
2.5 (140 kw)	2009.12-	AT/MT	F	L/R	Pick up 4WD YD25DDTI		241262OL	Drive Shaft			29	27	67	115	637					

	 YEAR	TRANSM.	F/R	L/R	BODY STYLE & DRIVE TYPE & ENGINE	REMARKS	GSP Ref.	 PRODUCT	 ABS	Technical Specifications					
										A	B	C	H	L	P
NISSAN															
Pathfinder															
2.5 (128 kw)	2005.01-2010.06	AT/MT	F	L/R	SUV 4WD YD25DDTI		241262OL	Drive Shaft		29	27	67	115	637	
4.0 (198 kw)	2005.01-2014.08	5AT	F	L/R	SUV 4WD VQ40DE		241262OL	Drive Shaft		29	27	67	115	637	
PORSCHE															
Cayenne															
3.0 (245 kw)	2010.06-	8AT	F	R	SUV AWD M 06.EC/MCG.E/MCG.EA/MCG.FA		235085OL	Drive Shaft		30		64.4	103.5	526	
	2010.06-	8AT	R	R	SUV AWD M 06.EC/MCG.E/MCG.EA/MCG.FA		201106OL	Drive Shaft		30	32		103.5	865	
3.2 (184 kw)	2003.10-2006.12	AT	F	L/R	SUV 4WD M022Y		235085OL	Drive Shaft		30		64.4	103.5	526	
	2003.10-2006.12	AT	R	L/R	SUV 4WD M022Y		235086OL	Drive Shaft		30			103.5	724	
	2003.10-2006.12	AT	R	L/R	SUV 4WD M022Y		261236OL	Drive Shaft		30		64	103.5	737	
3.6 (213 kw)	2007.02-2010.05	6AT/6MT	F	L/R	SUV 4WD M5501		235085OL	Drive Shaft		30		64.4	103.5	526	
	2007.02-2010.05	6AT/6MT	R	L/R	SUV 4WD M5501		235086OL	Drive Shaft		30			103.5	724	
	2007.02-2010.05	6AT/6MT	R	L/R	SUV 4WD M5501		261236OL	Drive Shaft		30		64	103.5	737	
3.6 (220 kw)	2010.06-	AT	F	L/R	SUV 4WD M5502/MCEYA		235085OL	Drive Shaft		30		64.4	103.5	526	
3.6 (309 kw)	2014.10-	AT	R	L/R	SUV 4WD MCURA		201106OL	Drive Shaft		30	32		103.5	865	
3.6 (324 kw)	2015.02-	AT	R	L/R	SUV 4WD MCXZA		201106OL	Drive Shaft		30	32		103.5	865	
4.5 (331 kw)	2002.08-2006.12	6AT	F	L/R	SUV 4WD M4850		235085OL	Drive Shaft		30		64.4	103.5	526	
	2002.08-2006.12	6AT	R	L/R	SUV 4WD M4850		261236OL	Drive Shaft		30		64	103.5	737	
4.5 (383 kw)	2006.03-2010.05	AT	F	L/R	SUV 4WD M4850T		235085OL	Drive Shaft		30		64.4	103.5	526	
	2006.03-2010.05	AT	R	L/R	SUV 4WD M4850T		235086OL	Drive Shaft		30			103.5	724	
	2006.03-2010.05		R	L/R	SUV 4WD M4850T		261236OL	Drive Shaft		30		64	103.5	737	
4.8 (283 kw)	2007.02-2010.12	6AT/6MT	F	L/R	SUV 4WD M4801		235085OL	Drive Shaft		30		64.4	103.5	526	
	2007.02-2010.12	AT	R	L/R	SUV 4WD M4801		261236OL	Drive Shaft		30		64	103.5	737	
	2007.02-2010.12	MT	R	L/R	SUV 4WD M4801		235086OL	Drive Shaft		30			103.5	724	
4.8 (298 kw)	2007.10-2010.12	6AT/6MT	F	L/R	SUV 4WD M4801		235085OL	Drive Shaft		30		64.4	103.5	526	
	2007.10-2010.12	AT	R	L/R	SUV 4WD M4801		261236OL	Drive Shaft		30		64	103.5	737	
	2007.10-2010.12	MT	R	L/R	SUV 4WD M4801		235086OL	Drive Shaft		30			103.5	724	
4.8 (309 kw)	2012.06-2014.09	AT	F	L/R	SUV 4WD M4802		235085OL	Drive Shaft		30		64.4	103.5	526	
	2012.06-2014.09	AT	R	R	SUV 4WD M4802		201106OL	Drive Shaft		30	32		103.5	865	
4.8 (368 kw)	2006.12-2010.05	6AT	F	L/R	SUV 4WD M4851		235085OL	Drive Shaft		30		64.4	103.5	526	
	2006.12-2010.05	6AT	R	L/R	SUV 4WD M4851		235086OL	Drive Shaft		30			103.5	724	
	2006.12-2010.05		R	L/R	SUV 4WD M4851		261236OL	Drive Shaft		30		64	103.5	737	
	2010.06-2014.09	8AT	F	R	SUV 4WD M4852		235085OL	Drive Shaft		30		64.4	103.5	526	
	2010.06-2014.09	8AT	R	R	SUV 4WD M4852		201106OL	Drive Shaft		30	32		103.5	865	
4.8 (382 kw)	2014.10-	AT	R	L/R	SUV 4WD MCFTB		201106OL	Drive Shaft		30	32		103.5	865	
4.8 (405 kw)	2012.10-2014.09	AT	R	L/R	SUV 4WD M4852		201106OL	Drive Shaft		30	32		103.5	865	
4.8 (419 kw)	2015.01-	8AT	F	R	SUV 4WD MCYXA		235085OL	Drive Shaft		30		64.4	103.5	526	
Macan															
2.0 (174 kw)	2014.07-2018.09	AT	R	L/R	SUV 4WD MCNCC		261338OL	Drive Shaft		42	32		34	778	
3.0 (250 kw)	2014.02-2018.09	7AT	R	L	SUV 4WD MCTMA		261338OL	Drive Shaft		42	32		34	778	
3.0 (265 kw)	2015.11-2018.09	DCT	R	L/R	SUV 4WD MDCNA		261338OL	Drive Shaft		42	32		34	778	
3.6 (294 kw)	2014.02-2018.09	AT	R	L/R	SUV 4WD MCTLA		261338OL	Drive Shaft		42	32		34	778	
SUZUKI															
SX4 S-Cross															
1.6 (88 kw)	2013.08-	AT	F	R	Hatchback 4WD M16A		257288OL	Drive Shaft		28	28	58	85	706	
	2013.08-	MT	F	L	Hatchback 4WD M16A		257287OL	Drive Shaft		28	26	58	85	647	
	2013.08-	MT	F	L	Hatchback FWD M16A		257287OL	Drive Shaft		28	26	58	85	647	
TOYOTA															
FJ Cruiser															
4.0 (176 kw)	2005.06-2009.12	AT/MT	F	L/R	SUV 4WD 1GRFE		259015OL	Drive Shaft		30	30	70	101.5	648	
Fortuner															
2.8 (130 kw)	2015.05-	6AT/6MT	F	L/R	SUV 4WD 1GDFTV		259715OL	Drive Shaft		30	30	70	101.5	633	
Hilux															
2.8 (130 kw)	2015.05-	AT	F	L/R	Pick up 4WD 1GDFTV		259715OL	Drive Shaft		30	30	70	101.5	633	
Land Cruiser Prado															
3.0 (120 kw)	2002.09-2009.08	4AT/5AT/5MT/6MT	F	L/R	Terrain cab wagon closed 4WD 1KDFTV		259015OL	Drive Shaft		30	30	70	101.5	648	
VOLVO															
XC60															
2.0 (180 kw)	2011.09-2017.02	AT	F	L	SUV FWD B4204T11/B4204T41		201375OL	Drive Shaft		40	31	56	52	596	
	2011.09-2017.02	AT	F	R	SUV FWD B4204T11/B4204T41		201378OL	Drive Shaft		40	28	56	52	976	
2.0 (225 kw)	2013.10-2017.02	AT	F	L	SUV FWD B4204T9		201375OL	Drive Shaft		40	31	56	52	596	
	2013.10-2017.02	AT	F	R	SUV FWD B4204T9		201378OL	Drive Shaft		40	28	56	52	976	
2.4 (162 kw)	2015.03-2017.02	AT	F	L	SUV 4WD D5244T20/D5244T22		201385OL	Drive Shaft		40	31	56	52	547	
	2015.03-2017.02	AT	F	R	SUV 4WD D5244T20/D5244T22		201388OL	Drive Shaft		40	28	57.4	52	1024	
3.0 (210 kw)	2008.07-2010.03	AT	F	L	SUV 4WD B6304T2		201385OL	Drive Shaft		40	31	56	52	547	
	2008.07-2010.03	AT	F	R	SUV 4WD B6304T2		201387OL	Drive Shaft		40	28	57.4	52	1030	

	 YEAR	TRANSM.	F/R	L/R	BODY STYLE & DRIVE TYPE & ENGINE	REMARKS	GSP Ref.		ABS	Technical Specifications					
										A	B	C	H	L	P
VOLVO															
XC60															
3.0 (224 kw)	2009.03-2017.02	AT	F	L	SUV 4WD B6304T4		2013850L	Drive Shaft		40	31	56	52	547	
	2009.03-2017.02	AT	F	R	SUV 4WD B6304T4		2013870L	Drive Shaft		40	28	57.4	52	1030	
XC90															
3.2 (175 kw)	2006.04-2014.12	AT	F	L	SUV 4WD B6324S		2013710L	Drive Shaft	48T	40	31	56.5	52	552	
	2011.09-2014.12	6AT	F	L	SUV FWD B6324S5		2013710L	Drive Shaft	48T	40	31	56.5	52	552	
3.2 (179 kw)	2011.04-2014.12	AT	F	L	SUV 4WD B6324S5		2013710L	Drive Shaft	48T	40	31	56.5	52	552	
4.4 (232 kw)	2004.09-2011.12	AT	F	L	SUV 4WD B8444S		2013710L	Drive Shaft	48T	40	31	56.5	52	552	
	2004.09-2011.12	AT	F	R	SUV 4WD B8444S		2014040L	Drive Shaft	48T	36	28	56.5	55	1031	
VW															
Amarok															
2.0 (90 kw)	2010.09-2013.10	6MT	F	L/R	Pick up RWD CDBA/CNFA		2611730L	Drive Shaft		28		64.8	44.5	462	
2.0 (103 kw)	2012.05-	6MT	F	L/R	Pick up 4WD CNFB		2611730L	Drive Shaft		28		64.8	44.5	462	
	2012.06-	6MT	F	L/R	Pick up RWD CNFB		2611730L	Drive Shaft		28		64.8	44.5	462	
2.0 (120 kw)	2009.11-2012.08	6AT/6MT	F	L/R	Pick up 4WD CDCA		2611730L	Drive Shaft		28		64.8	44.5	462	
2.0 (132 kw)	2011.11-	8AT/6MT	F	L/R	Pick up 4WD CNEA/CSHA		2611730L	Drive Shaft		28		64.8	44.5	462	
3.0 (165 kw)	2016.06-	8AT	F	L/R	Pick up 4WD DDXC		2611730L	Drive Shaft		28		64.8	44.5	462	
3.0 (190 kw)	2018.05-	8AT	F	L/R	Pick up 4WD DDXE		2611730L	Drive Shaft		28		64.8	44.5	462	
Beetle															
2.0 (147 kw)	2011.04-2016.07	6DCT	F	L	Hatchback FWD CBFA/CCTA/CCZA		2018960L	Drive Shaft		36		59.5	40	500	
	2011.04-2016.07	6DCT	F	R	Hatchback FWD CBFA/CCTA/CCZA		2033130L	Drive Shaft		36		59.5	40.5	794	
2.0 (155 kw)	2012.12-2016.07	6DCT	F	L	Hatchback FWD CPLA/CPPA		2018960L	Drive Shaft		36		59.5	40	500	
	2012.12-2016.07	6DCT	F	R	Hatchback FWD CPLA/CPPA		2033130L	Drive Shaft		36		59.5	40.5	794	
Bjalla															
2.0 (147 kw)	2011.04-2016.07	6DCT	F	L	Hatchback FWD CBFA/CCTA/CCZA		2018960L	Drive Shaft		36		59.5	40	500	
	2011.04-2016.07	6DCT	F	R	Hatchback FWD CBFA/CCTA/CCZA		2033130L	Drive Shaft		36		59.5	40.5	794	
CC															
2.0 (155 kw)	2011.11-2016.12	6MT	F	R	Coupe FWD CCZB		2611470L	Drive Shaft		36		59.5	40.5	795	
Eos															
2.0 (147 kw)	2006.05-2015.08	6DCT	F	L	Cabriolet FWD BPY/BWA/CAWB/CBFA/CCTA/CCZA		2033800L	Drive Shaft		36		59.5	40	487	
	2006.05-2015.08	6DCT	F	R	Cabriolet FWD BPY/BWA/CAWB/CBFA/CCTA/CCZA		2016530L	Drive Shaft		36		59.5	40.5	785	
	2006.05-2015.08	6MT	F	L	Cabriolet FWD BPY/BWA/CAWB/CBFA/CCTA/CCZA		2032950L	Drive Shaft		36		59.5	40.5	486	
	2006.05-2015.08	6MT	F	R	Cabriolet FWD BPY/BWA/CAWB/CBFA/CCTA/CCZA		2611470L	Drive Shaft		36		59.5	40.5	795	
	2006.05-2015.08	AT/MT	F	L	Cabriolet FWD BPY/BWA/CAWB/CBFA/CCTA/CCZA	Date from:2010.01	2612830L	Drive Shaft		36		59.5	40	815	
Golf															
1.4 (103 kw)	2012.08-2017.03	6MT	F	L	Hatchback FWD CHPA/CPTA		2612820L	Drive Shaft		36		59.5	40	523	
	2012.08-2017.03	6MT	F	R	Hatchback FWD CHPA/CPTA		2612830L	Drive Shaft		36		59.5	40	815	
	2012.08-2017.03	7DCT	F	L	Hatchback FWD CHPA/CPTA		2611000L	Drive Shaft		36		59.5	40.5	514	
	2012.08-2017.03	7DCT	F	R	Hatchback FWD CHPA/CPTA		2033130L	Drive Shaft		36		59.5	40.5	794	
	2012.08-2017.03	MT	F	L	Hatchback FWD CHPA/CPTA		2032940L	Drive Shaft		36		59.5	40	517	
1.4 (110 kw)	2014.05-	6MT	F	R	Hatchback FWD CUKB	For Engine code CCTA for vehicles with start-stop function	2033130L	Drive Shaft		36		59.5	40.5	794	
	2014.05-	7AT	F	L	Hatchback FWD CUKB		2032940L	Drive Shaft		36		59.5	40	517	
	2014.05-	7DCT	F	L	Hatchback FWD CUKB		2611000L	Drive Shaft		36		59.5	40.5	514	
2.0 (162 kw)	2013.04-	6AT/6MT	F	L	Hatchback FWD CHHB/CNTC/CXDA		2033800L	Drive Shaft		36		59.5	40	487	
2.0 (169 kw)	2013.04-	6AT/6MT	F	L	Hatchback FWD CHHA		2033800L	Drive Shaft		36		59.5	40	487	
Golf Estate/Variant															
1.4 (103 kw)	2013.05-2017.03	6MT	F	L	Estate FWD CHPA		2612820L	Drive Shaft		36		59.5	40	523	
	2013.05-2017.03	6MT	F	R	Estate FWD CHPA		2612830L	Drive Shaft		36		59.5	40	815	
	2013.05-2017.03	7DCT	F	L	Estate FWD CHPA		2611000L	Drive Shaft		36		59.5	40.5	514	
	2013.05-2017.03	7DCT	F	R	Estate FWD CHPA		2033130L	Drive Shaft		36		59.5	40.5	794	
	2013.05-2017.03	MT	F	L	Estate FWD CHPA		2032940L	Drive Shaft		36		59.5	40	517	
Jetta															
2.0 (147 kw)	2010.10-2014.07	6DCT	F	L	Saloon FWD CBFA/CCTA/CCZA		2032950L	Drive Shaft		36		59.5	40.5	486	
	2010.10-2014.07	6DCT	F	R	Saloon FWD CBFA/CCTA/CCZA		2016530L	Drive Shaft		36		59.5	40.5	785	
2.0 (155 kw)	2012.12-2017.12	DCT	F	L	Saloon FWD CPLA/CPPA		2032950L	Drive Shaft		36		59.5	40.5	486	
2.5 (110 kw)	2005.01-2008.06	5MT	F	L	Saloon FWD BGP/BTK		2032940L	Drive Shaft		36		59.5	40	517	
Passat															
2.0 (110 kw)	2005.03-2010.11	AT	F	R	Saloon FWD BLR/BLY/BVY/BVZ		2610940L	Drive Shaft		36	26	59.5	40	884	
	2005.03-2010.11	MT	F	L	Saloon FWD BLR/BLY/BVY/BVZ		2032940L	Drive Shaft		36		59.5	40	517	
	2005.03-2010.11	MT	F	R	Saloon FWD BLR/BLY/BVY/BVZ		2610420L	Drive Shaft		36		59.5	40	814	
2.0 (155 kw)	2010.11-2014.12	6DCT	F	R	Saloon FWD CCZB		2016530L	Drive Shaft		36		59.5	40.5	785	
	2010.11-2014.12	AT	F	L	Saloon FWD CCZB		2033800L	Drive Shaft		36		59.5	40	487	
3.2 (184 kw)	2005.09-2010.11	6AT	F	L	Saloon 4WD AXZ		2032950L	Drive Shaft		36		59.5	40.5	486	
	2005.09-2010.11	6AT	F	L	Saloon 4WD AXZ		2540130L	Drive Shaft		36		59.5	40.5	482	
	2005.09-2010.11	6AT	F	R	Saloon 4WD AXZ		2032660L	Drive Shaft		36		59.5	40.5	601	
	2005.09-2010.11	AT	F	L	Saloon 4WD AXZ		2033800L	Drive Shaft		36		59.5	40	487	

 YEAR	TRANSM.	F/R	L/R	BODY STYLE & DRIVE TYPE & ENGINE	REMARKS	GSP Ref.	 PRODUCT	 ABS	Technical Specifications					
									A	B	C	H	L	P
VW														
Passat CC														
3.6 (220 kw)	2008.02-2011.12	AT	F	L	Coupe 4WD BWS	203380OL	Drive Shaft		36		59.5	40	487	
Passat Estate/Variant														
2.0 (110 kw)	2005.03-2010.11	AT	F	R	Estate FWD BLR/BLY/BVY/BVZ	261094OL	Drive Shaft		36	26	59.5	40	884	
	2005.03-2010.11	MT	F	L	Estate FWD BLR/BLY/BVY/BVZ	203294OL	Drive Shaft		36		59.5	40	517	
	2005.03-2010.11	MT	F	R	Estate FWD BLR/BLY/BVY/BVZ	261042OL	Drive Shaft		36		59.5	40	814	
2.0 (147 kw)	2005.07-2010.12	AT	F	R	Estate FWD XXX/BPY/BWA/CAWB/CBFA/CCTA/CCZA	201653OL	Drive Shaft		36		59.5	40.5	785	
	2005.07-2010.12	AT	F	R	Estate FWD XXX/BPY/BWA/CAWB/CBFA/CCTA/CCZA	261094OL	Drive Shaft		36	26	59.5	40	884	
	2005.07-2010.12	AT/MT	F	L	Estate FWD XXX/BPY/BWA/CAWB/CBFA/CCTA/CCZA	261283OL	Drive Shaft		36		59.5	40	815	
	2005.07-2010.12	MT	F	L	Estate FWD XXX/BPY/BWA/CAWB/CBFA/CCTA/CCZA	203295OL	Drive Shaft		36		59.5	40.5	486	
	2005.07-2010.12	MT	F	L	Estate FWD XXX/BPY/BWA/CAWB/CBFA/CCTA/CCZA	203380OL	Drive Shaft		36		59.5	40	487	
	2005.07-2010.12	MT	F	R	Estate FWD XXX/BPY/BWA/CAWB/CBFA/CCTA/CCZA	261147OL	Drive Shaft		36		59.5	40.5	795	
2.0 (155 kw)	2010.11-2015.12	6DCT	F	R	Estate FWD CCZB	201653OL	Drive Shaft		36		59.5	40.5	785	
3.2 (184 kw)	2005.09-2010.11	6AT	F	L	Estate 4WD AXZ	203295OL	Drive Shaft		36		59.5	40.5	486	
	2005.09-2010.11	6AT	F	L	Estate 4WD AXZ	254013OL	Drive Shaft		36		59.5	40.5	482	
	2005.09-2010.11	6AT	F	R	Estate 4WD AXZ	203266OL	Drive Shaft		36		59.5	40.5	601	
	2005.09-2010.11	AT	F	L	Estate 4WD AXZ	203380OL	Drive Shaft		36		59.5	40	487	
Tiguan														
1.4 (110 kw)	2015.05-2018.07	6DCT	F	R	SUV FWD CZDA	201653OL	Drive Shaft		36		59.5	40.5	785	
	2015.05-2018.07	6MT	F	L	SUV FWD CZDA	203295OL	Drive Shaft		36		59.5	40.5	486	
	2015.05-2018.07	6MT	F	R	SUV FWD CZDA	261147OL	Drive Shaft		36		59.5	40.5	795	
2.0 (147 kw)	2007.11-2018.07	6MT	F	R	SUV FWD CAWB/CCTA	203313OL	Drive Shaft		36		59.5	40.5	794	
2.0 (155 kw)	2011.05-2018.07	6MT	F	L	SUV 4WD CCZB	261296OL	Drive Shaft		36	40	59.5	40.5	501	
	2011.05-2018.07	6MT	F	R	SUV 4WD CCZB	203269OL	Drive Shaft		36	40	59.5	40	596	
	2011.05-2018.07	7DCT	F	L	SUV 4WD CCZB	201265OL	Drive Shaft		36	37	59.5	40	558	
	2011.05-2018.07	7DCT	F	R	SUV 4WD CCZB	261347OL	Drive Shaft		36	40	59.5	40	593	
Touareg														
3.2 (162 kw)	2002.11-2006.11	AT/MT	F	L/R	SUV 4WD AZZ/BKJ/BMV/BMX/BRJ	235085OL	Drive Shaft		30		64.4	103.5	526	
	2002.11-2006.11	AT/MT	R	L/R	SUV 4WD AZZ/BKJ/BMV/BMX/BRJ	235086OL	Drive Shaft		30			103.5	724	
	2002.11-2006.11	AT/MT	R	L/R	SUV 4WD AZZ/BKJ/BMV/BMX/BRJ	261236OL	Drive Shaft		30		64	103.5	737	
3.6 (206 kw)	2005.10-2010.12	6AT/6MT	F	L/R	SUV 4WD BHK	235085OL	Drive Shaft		30		64.4	103.5	526	
	2005.10-2010.12	6AT/6MT	R	L/R	SUV 4WD BHK	261236OL	Drive Shaft		30		64	103.5	737	
	2010.04-2018.03	8AT	F	L/R	SUV 4WD CGRA	235085OL	Drive Shaft		30		64.4	103.5	526	
4.2 (228 kw)	2002.12-2006.11	6AT	F	L/R	SUV 4WD AXQ	235085OL	Drive Shaft		30		64.4	103.5	526	
	2002.12-2006.11	6AT	R	L/R	SUV 4WD AXQ	261236OL	Drive Shaft		30		64	103.5	737	
4.2 (257 kw)	2006.06-2010.05	AT	F	L/R	SUV 4WD BAR	235085OL	Drive Shaft		30		64.4	103.5	526	
	2006.06-2010.05	AT	R	L/R	SUV 4WD BAR	235086OL	Drive Shaft		30			103.5	724	
	2006.06-2010.05	AT	R	L/R	SUV 4WD BAR	261236OL	Drive Shaft		30		64	103.5	737	
4.2 (265 kw)	2011.01-2018.03	8AT	F	L/R	SUV 4WD CGNA	235085OL	Drive Shaft		30		64.4	103.5	526	
Transporter														
1.9 (77 kw)	2003.04-2009.11	5MT	F	L	VAN FWD AXB	261105OL	Drive Shaft		38		63	102.5	645	

COMPETITOR	GSP Ref.	COMPETITOR	GSP Ref.	COMPETITOR	GSP Ref.	COMPETITOR	GSP Ref.	COMPETITOR	GSP Ref.
OE		31608611928	2021740L	33208680351	2050660L	4410161MB0	2572880L		
		31608643362	2021740L	33207597674	2050670L	4411861MB0	2572880L		
7P5501201A	2011060L	8643362	2021740L	33207628252	2050670L	4411961MB0	2572880L		
7P5501201C	2011060L	33207646867	2021760L	33208680350	2050670L	4343060080	2590150L		
95833202421	2011060L	31608611939	2021770L	33207564128	2050700L	4343060081	2590150L		
5N0407763J	2012650L	31608643375	2021770L	33208603103	2050700L	4343060090	2590150L		
5Q0407271CR	2012650L	8643375	2021770L	33208609839	2050700L	LR047295	2595350L		
5Q0407763EX	2012650L	31602380426	2023800L	33207545098	2050810L	LR072069	2595350L		
36000509	2013710L	31607639432	2023800L	33207564126	2050810L	TDB500110	2595350L		
36000937	2013710L	31608611936	2023800L	33208603102	2050810L	LR047292	2596230L		
36001216	2013710L	31608611927	2023810L	33207581027	2051120L	LR071930	2596230L		
31325110	2013750L	31608643361	2023810L	33207581029	2051120L	LR072070	2596230L		
36010058	2013750L	31607639433	2023820L	33207630183	2051120L	434300K060	2597150L		
31325111	2013780L	31608611935	2023820L	33207581028	2051130L	434300K070	2597150L		
31437522	2013780L	31608643385	2023820L	33207581030	2051130L	434300K080	2597150L		
36010059	2013780L	31608611929	2026310L	33207630184	2051130L	3C0407272BS	2610420L		
50643687	2013850L	31608643363	2026310L	33207581021	2051140L	JZW407272DX	2610420L		
8G9N3B437AA	2013850L	31608611930	2026320L	33207614289	2051140L	JZW407272EX	2610420L		
P31367536	2013850L	31608643364	2026320L	33207581022	2051150L	1K0407272FS	2610940L		
30783071	2013870L	31608651276	2026320L	33207614290	2051150L	1K0407452QX	2610940L		
50463398	2013870L	31608611938	2026330L	33207598031	2051170L	5K0407272F	2610940L		
50558699	2013870L	31607593039	2027300L	33207598037	2051170L	1K0407272MP	2610960L		
31272546	2013880L	31607606027	2027300L	33207598032	2051210L	1K0407764JX	2610960L		
31367563	2013880L	7606027	2027300L	33207598038	2051210L	5C0407272CK	2610960L		
36012420	2013880L	LR024758	2029920L	33207598042	2051210L	1K0407271LF	2611000L		
36051054	2014040L	LR024754	2031770L	31607622914	2051230L	1K0407761RX	2611000L		
4G0407451BV	2015300L	1K0407272CR	2032660L	31607629880	2051230L	1K0407763JX	2611000L		
4H0407451AV	2015300L	1K0407452TX	2032660L	31608631746	2051230L	7E0407271FX	2611050L		
8R0407271CX	2015300L	1K0407454MX	2032660L	33207591596	2051340L	7E0407271T	2611050L		
4M0407271	2015310L	5N0407764H	2032690L	33217533448	2051340L	7E0407274G	2611050L		
4M0407271D	2015310L	5N0407764HX	2032690L	33217561784	2051340L	1K0407272JC	2611470L		
7593043	2015810L	1K0407271HN	2032940L	33207591595	2051350L	3C8407272	2611470L		
7618681	2015810L	1Q0407271A	2032940L	33207605485	2051350L	5N0407762FX	2611470L		
AY759304304	2015810L	JZW407271CX	2032940L	33207581015	2051370L	2H0407271E	2611730L		
1K0407272TK	2016530L	1K0407271NQ	2032950L	33207581017	2051370L	2H0407271EX	2611730L		
1K0407764AX	2016530L	3C0407451FX	2032950L	33207647027	2051370L	2H0407271F	2611730L		
1K0407764MX	2016530L	5Q0407763X	2032950L	33204567167	2051490L	7L0501201B	2612360L		
31607593044	2016810L	5K0407272C	2033130L	33207564558	2051490L	7L0501201BX	2612360L		
7593044	2016810L	5Q0407762FX	2033130L	33207582141	2051490L	95533202400	2612360L		
7618680	2016810L	7N0407764AX	2033130L	LR024756	2184080L	5Q0407271A	2612820L		
31607606026	2017160L	8R0407271	2033160L	AB393A427CC	2342200L	5Q0407271BP	2612820L		
7593046	2017160L	8R0407271B	2033160L	EB3G3A427DA	2342200L	5Q0407451X	2612820L		
7618682	2017160L	8R0407271BX	2033160L	UF9T2550XB	2342200L	1K0407272QS	2612830L		
3Q0407272AG	2018890L	8K0407271AF	2033710L	1945373	2342210L	3Q0407762MX	2612830L		
3Q0407272G	2018890L	8K0407271AL	2033710L	EB3G3A428BA	2342210L	5Q0407272FF	2612830L		
8J0407762A	2018890L	8K0407451JX	2033710L	UF9T2560XB	2342210L	5N0407761QX	2612960L		
3Q0407271	2018960L	1K0407453HX	2033800L	2463302001	2350670L	5N0407763A	2612960L		
3Q0407761HX	2018960L	3C0407271AJ	2033800L	2463302301	2350670L	5N0407763X	2612960L		
3Q0407761JX	2018960L	3C0407451AX	2033800L	2463302700	2350670L	5Q0407272C	2613070L		
31607597693	2020520L	2533307900	2036550L	95534903813	2350850L	5Q0407762CX	2613070L		
7597693	2020520L	A2533307900	2036550L	95834903811	2350850L	5Q0407762DX	2613070L		
7638777	2020520L	2053504019	2037940L	95834903812	2350850L	95B501203A	2613380L		
31607638776	2020530L	A2053503102	2037940L	7L0501201CX	2350860L	95B501203E	2613380L		
7597694	2020530L	A2053504019	2037940L	7L8501201AX	2350860L	95B501203H	2613380L		
7638776	2020530L	31607622884	2050430L	95533202410	2350860L	3Q0407272C	2613410L		
7591681	2020580L	31607629882	2050430L	3815A581	2391630L	3Q0407762DX	2613410L		
7594681	2020580L	31608631750	2050430L	MN107605	2391630L	3Q0407762LX	2613410L		
7606299	2020580L	31607553945	2050520L	MN110547	2391630L	5N0407764L	2613470L		
7591682	2020590L	31607622883	2050520L	3815A580	2391640L	5N0407764T	2613470L		
7591982	2020590L	31608631751	2050520L	3815A582	2391640L	5N0407764TX	2613470L		
7606300	2020590L	1643302001	2050600L	MN110546	2391640L				
31607619657	2020600L	1643303101	2050600L	391005X20A	2412620L				
31608675013	2020600L	A1643302001	2050600L	39100EB300	2412620L				
7598027	2020600L	1643302101	2050610L	39204EB31A	2412620L				
31607619658	2020610L	1643303201	2050610L	1K0407271KG	2540130L				
7598028	2020610L	A1643302101	2050610L	1K0407453GX	2540130L				
8W0407271D	2020740L	33207622853	2050660L	1K0407763DX	2540130L				
8R0407271G	2020770L	33208680347	2050660L	4410261M00	2572870L				



- Facebook:** GSP Automotive Group
- LinkedIn:** GSP Automotive Group
- Youtube:** GSP Automotive Group
- Instagram:** gsp_automotive_group

GSP NETWORK

GSP Group Headquarter

No.1 GaoXiang Road, Wenzhou, China
Tel: 86-577-8629-3223
Email: info@gsp.cn

GSP Germany Cologne (Business Center)

Leyboldstrasse 10, 50354 Huerth, Germany
Tel: 49-223-3808-8418
Fax: 49-22-1941-0282
Email: info@gsp-europe.com

GSP Germany Hamburg (Distribution Center)

Werkstrasse, 1 22844 Norderstedt, Germany
Tel: 49-406-4669-9460
Fax: 49-22-1941-0282
Email: gsp@elbex-hamburg.de

GSP Poland Gdansk (Distribution Center)

Elbląska 130, 80-718 Gdańsk, Poland

GSP N.A South Carolina (Business Center)

2725 New Cut Road, Spartanburg, SC 29303, USA
Tel: 1-864-578-6900
Fax: 1-864-578-6978
Email: info@gsp-na.com

GSP N.A. Florida (Business Center)

2600 S. Douglas Rd., PH 10, Coral Gables, FL 33134, USA
Tel: 1-305-446-7702
Email: info@gsplatinamerica.com

GSP America Avondale (Distribution Center)

950 N 119th Ave Building A, Avondale, AZ 85323
Tel: 1-562-926-3525

GSP Mexico Queretaro (Business Center)

Manuel Gomez Morin, No EXT. 3960, PISO 1 OFICINA 1D,
Centro Sur. Queretaro, C.P.: 76090
Tel: 52-442-2449414
Email: info@gsplatinamerica.com

GSP Malaysia Johor (Distribution Center)

No. 18 (PLO 36), Jalan Teknologi 4, Taman Teknologi Johor,
81400 Senai, Johor, Malaysia
Tel: 86-577-86293120
Email: internationalsales@gsp.cn

GSP China Nanjing (Distribution Center)

No.59 Shuanghu Road, Gaochun county, Nanjing City
Tel: 0577-8629-3223

GSP China Shanghai (Business Center)

2138, 21/F, Mirae Asset Tower, No. 166 Lujiazui Ring Road,
Pudong District, Shanghai
Tel: 021-60631213